

The seal of Lumpkin County, Georgia, is a circular emblem. It features a central figure of a Native American man, likely a chief, holding a bow and arrow. The figure is set against a background of a landscape with a sun rising over mountains. The text "LUMPKIN COUNTY" is arched across the top, and "GEORGIA" is arched across the bottom. Below the figure, the words "AURARIA" and "EST. 1832" are visible.

**Lumpkin County, Georgia**

**General Fund**

**Report of Revenues**

**And Expenditures**

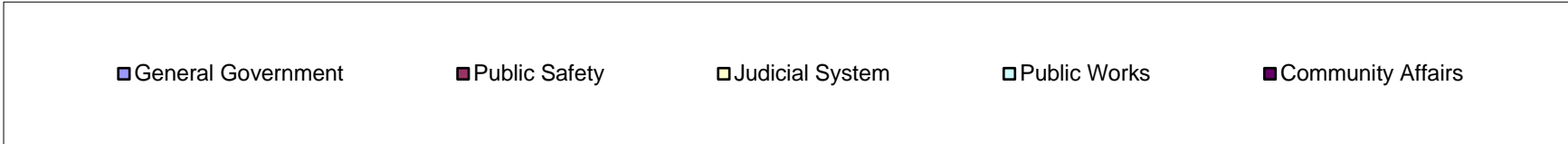
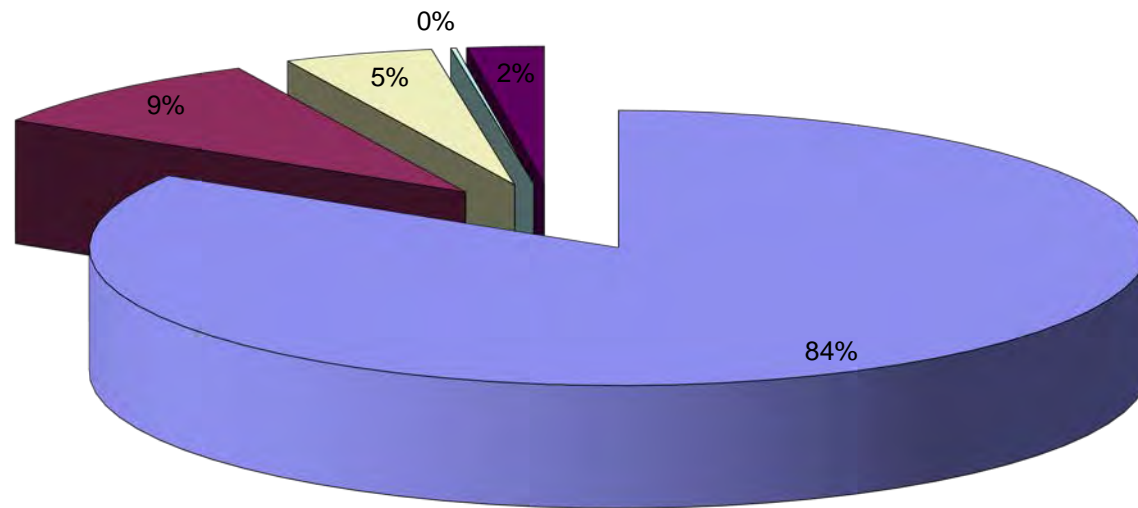
March 31, 2017

LUMPKIN COUNTY, GEORGIA

TABLE OF CONTENTS

	<u>PAGE</u>
Allocation of 2017 Revenue Budget – Graph	1
Summary of General Fund Revenues, Combined by Type	2
Summary of General Government Revenues, Combined by Department	3
Summary of Public Safety Revenues, Combined by Department	4
Summary of Judicial System Revenues, Combined by Department	5
Summary of Public Works Revenues, Combined by Department	6
Summary of Community Affairs Revenues, Combined by Department	7
Allocation of 2017 Expenditures Budget – Graph	8
Summary of General Fund Expenditures, Combined by Type	9
Summary of General Government Expenditures, Combined by Department	10
Summary of Public Safety Expenditures, Combined by Department	11
Summary of Judicial System Expenditures, Combined by Department	12
Summary of Public Works Expenditures, Combined by Department	13
Summary of Community Affairs Expenditures, Combined by Department	14
Summary of Transfers to Other Funds	15
Summary of Emergency 911 Revenues, Combined by Type	16
Summary of Emergency 911 Expenditures, Combined by Type	17
Summary of Transfer Station Revenues, Combined by Type	18
Summary of Transfer Station Expenses, Combined by Type	19

### Allocation of 2017 Budget - Revenues



**LUMPKIN COUNTY**  
**FUND 100 GENERAL FUND SUMMARY REVENUES**  
**For The Fiscal Year Starting 01/01/17**

**% OF YEAR REMAINING = 75%**

<i>DESCRIPTION</i>	<i>2017 BUDGET</i>	<i>RECOGNIZED YTD</i>	<i>BUDGET REMAINING</i>	<i>PERCENT REMAINING</i>
<b>General Government</b>	\$ 17,273,655	\$ 1,294,129	\$ 15,979,526	92.51%
<b>Public Safety</b>	1,886,639	134,293	1,752,346	92.88%
<b>Judicial System</b>	939,548	131,578	807,970	86.00%
<b>Public Works</b>	35,168	8,650	26,518	75.40%
<b>Community Affairs</b>	483,905	88,794	395,111	81.65%
<b>Total Revenues</b>	<u>\$ 20,618,915</u>	<u>\$ 1,657,444</u>	<u>\$ 18,961,471</u>	91.96%

**LUMPKIN COUNTY**  
**FUND 100 GENERAL FUND SUMMARY REVENUES**  
**For TheFiscal Year Starting 01/01/17**

**% OF YEAR REMAINING = 75%**

<u>DESCRIPTION</u>	<u>2017 BUDGET</u>	<u>RECOGNIZED YTD</u>	<u>BUDGET REMAINING</u>	<u>PERCENT REMAINING</u>
<b>General Government</b>				
Commissioner	\$ 4,208,531	\$ 422,889	\$ 3,785,642	89.95%
Tax Appraisers / Assessment	200	23	177	88.50%
Tax Commissioner	12,530,093	859,515	11,670,579	93.14%
Board of Elections	2	0	2	n/a
G.I.S.	6,800	2,355	4,445	65.37%
Administrative Support	481,615	0	481,615	100.00%
County Surveyor	14,079	0	14,079	n/a
Reimbursement	14,600		14,600	100.00%
Financial Administration	<u>17,735</u>	<u>9,347</u>	<u>8,388</u>	47.30%
<b>Total General Government Revenues</b>	<u>\$ 17,273,655</u>	<u>\$ 1,294,129</u>	<u>\$ 15,979,526</u>	92.51%

**LUMPKIN COUNTY**  
**FUND 100 GENERAL FUND SUMMARY REVENUES**  
**For The Fiscal Year Starting 01/01/17**

**% OF YEAR REMAINING = 75%**

<i>DESCRIPTION</i>	<i>2017 BUDGET</i>	<i>RECOGNIZED YTD</i>	<i>BUDGET REMAINING</i>	<i>PERCENT REMAINING</i>
<b><i>Public Safety</i></b>				
Sheriff	\$ 177,624	\$ 8,153	\$ 169,471	95.41%
Detention Center	192,000	46,793	145,207	75.63%
Drug Task Force	<u>17,460</u>	<u>3,450</u>	<u>14,010</u>	80.24%
Total Sheriff	<u>\$ 387,084</u>	<u>\$ 58,396</u>	<u>\$ 328,688</u>	84.91%
Emergency Services	\$ 1,367,457	\$ 71,892	\$ 1,295,565	94.74%
Emergency Management	11,103	0	11,103	100.00%
Public Transportation	<u>120,995</u>	<u>4,006</u>	<u>116,989</u>	96.69%
<b><i>Total Public Safety Revenues</i></b>	<b><u>\$ 1,886,639</u></b>	<b><u>\$ 134,293</u></b>	<b><u>\$ 1,752,346</u></b>	<b>92.88%</b>

**LUMPKIN COUNTY**  
**FUND 100 GENERAL FUND SUMMARY REVENUES**  
**For The Fiscal Year Starting 01/01/17**

**% OF YEAR REMAINING = 75%**

<u>DESCRIPTION</u>	<u>2017 BUDGET</u>	<u>RECOGNIZED YTD</u>	<u>BUDGET REMAINING</u>	<u>PERCENT REMAINING</u>
<b><i>Judicial System</i></b>				
Clerk Superior Court	\$ 565,015	\$ 67,333	\$ 497,682	0.00%
Magistrate Court	15,000	418	14,582	97.22%
Probate Court	333,500	59,176	274,324	82.26%
Enotah Judicial Circuit	2,033	0	2,033	100.00%
Victims' Assistance	<u>24,000</u>	<u>4,651</u>	<u>19,349</u>	80.62%
<b><i>Total Judicial System Revenues</i></b>	<b><u>\$ 939,548</u></b>	<b><u>\$ 131,578</u></b>	<b><u>\$ 807,970</u></b>	<b>86.00%</b>

**LUMPKIN COUNTY**  
**FUND 100 GENERAL FUND SUMMARY REVENUES**  
**For The Fiscal Year Starting 01/01/17**

**% OF YEAR REMAINING = 75%**

<u>DESCRIPTION</u>	<u>2017 BUDGET</u>	<u>RECOGNIZED YTD</u>	<u>BUDGET REMAINING</u>	<u>PERCENT REMAINING</u>
<b><i>Public Works</i></b>				
Roads & Bridges	\$ 1,500	\$ 155	\$ 1,345	89.67%
Airport	<u>33,668</u>	<u>8,495</u>	<u>25,173</u>	74.77%
<b><i>Total Public Works Revenues</i></b>	<u>\$ 35,168</u>	<u>\$ 8,650</u>	<u>\$ 26,518</u>	75.40%

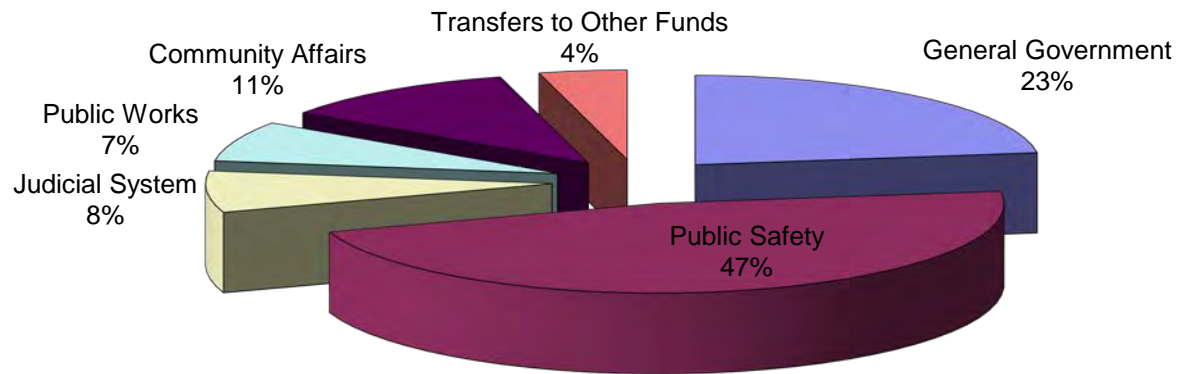


**LUMPKIN COUNTY**  
**FUND 100 GENERAL FUND SUMMARY REVENUES**  
**For The Fiscal Year Starting 01/01/17**

**% OF YEAR REMAINING = 75%**

<i>DESCRIPTION</i>	<i>2017 BUDGET</i>	<i>RECOGNIZED YTD</i>	<i>BUDGET REMAINING</i>	<i>PERCENT REMAINING</i>
<b><i>Community Affairs</i></b>				
Parks and Recreation	\$ 285,175	\$ 63,592	\$ 221,583	77.70%
Senior Center	167,430	16,262	151,168	90.29%
Animal Shelter	<u>31,300</u>	<u>8,940</u>	<u>22,360</u>	71.44%
<b><i>Total Community Affairs Revenues</i></b>	<b><u>\$ 483,905</u></b>	<b><u>\$ 88,794</u></b>	<b><u>\$ 395,111</u></b>	<b>81.65%</b>

## Allocation of 2017 Budget - Expenditures



**LUMPKIN COUNTY**  
**FUND 100 GENERAL FUND SUMMARY EXPENDITURES**  
**For The Fiscal Year Starting 01/01/17**

**% OF YEAR REMAINING = 75%**

<i>DESCRIPTION</i>	<i>2017 BUDGET</i>	<i>EXPENDED YTD</i>	<i>BUDGET REMAINING</i>	<i>PERCENT REMAINING</i>
<b>General Government</b>	\$ 4,709,510	\$ 815,309	\$ 3,894,201	82.69%
<b>Public Safety</b>	9,686,764	2,035,555	7,651,209	78.99%
<b>Judicial System</b>	1,534,692	400,761	1,133,931	73.89%
<b>Public Works</b>	1,503,131	302,776	1,200,355	79.86%
<b>Community Affairs</b>	2,339,085	468,280	1,870,805	79.98%
<b>Transfers to Other Funds</b>	<u>845,733</u>	<u>31,171</u>	<u>814,562</u>	96.31%
<b>Total Expenditures</b>	<u>\$ 20,618,915</u>	<u>\$ 4,053,851</u>	<u>\$ 16,565,064</u>	80.34%

**LUMPKIN COUNTY**  
**FUND 100 GENERAL FUND SUMMARY EXPENDITURES**  
**For The Fiscal Year Starting 01/01/17**

**% OF YEAR REMAINING = 75%**

<u>DESCRIPTION</u>	<u>2017 BUDGET</u>	<u>EXPENDED YTD</u>	<u>BUDGET REMAINING</u>	<u>PERCENT REMAINING</u>
<b>General Government</b>				
Commissioner	\$ 115,845	\$ 30,391	\$ 85,454	73.77%
County Manager	258,020	58,236	199,784	77.43%
Board of Elections / Registrar	169,350	28,323	141,027	83.28%
Financial Administration	524,362	130,652	393,710	75.08%
Legal	130,000	5,619	124,381	95.68%
GIS	81,912	23,788	58,124	70.96%
Human Resources	228,073	50,031	178,042	78.06%
Tax Commissioner	407,478	100,486	306,992	75.34%
Tax Appraisers / Assessment	432,968	93,791	339,177	78.34%
Board of Equalization	10,535	1,532	9,003	85.45%
Risk Management	20,000	6,512	13,489	67.44%
ADA Mitigation	200,000	0	200,000	100.00%
Public Buildings	803,338	184,398	618,940	77.05%
County Surveyor	15,641	0	15,641	100.00%
Administrative Support	952,300	64,960	887,340	93.18%
General Administration Fees	27,323	6,831	20,492	75.00%
Debt Service	<u>332,365</u>	<u>29,760</u>	<u>302,605</u>	91.05%
<b>Total General Government Expenditures</b>	<b>\$ <u>4,709,510</u></b>	<b>\$ <u>815,309</u></b>	<b>\$ <u>3,894,201</u></b>	<b>82.69%</b>

**LUMPKIN COUNTY**  
**FUND 100 GENERAL FUND SUMMARY EXPENDITURES**  
**For The Fiscal Year Starting 01/01/17**

**% OF YEAR REMAINING = 75%**

<u>DESCRIPTION</u>	<u>2017 BUDGET</u>	<u>EXPENDED YTD</u>	<u>BUDGET REMAINING</u>	<u>PERCENT REMAINING</u>
<b>Public Safety</b>				
Sheriff - Administration	\$ 4,657,697	\$ 1,018,676	\$ 3,639,021	78.13%
Sheriff - Special Services	36,700	9,924	26,776	72.96%
Sheriff-Criminal Investigation	40,050	10,254	29,796	74.40%
Drug Task Force	57,211	12,976	44,235	77.32%
Sheriff-Uniform Patrol	144,450	27,735	116,715	80.80%
Detention Center	608,500	155,812	452,688	74.39%
Sheriff - CT Services - Warrant	<u>27,725</u>	<u>4,650</u>	<u>23,075</u>	83.23%
Total Sheriff	<u>\$ 5,572,333</u>	<u>\$ 1,240,027</u>	<u>\$ 4,332,306</u>	77.75%
Emergency Services	\$ 3,786,504	\$ 715,325	\$ 3,071,179	81.11%
Emergency Management	107,122	29,951	77,171	72.04%
Coroner	56,823	11,347	45,476	80.03%
Public Transportation	<u>163,982</u>	<u>38,905</u>	<u>125,077</u>	76.28%
<b>Total Public Safety Expenditures</b>	<u><u>\$ 9,686,764</u></u>	<u><u>\$ 2,035,555</u></u>	<u><u>\$ 7,651,209</u></u>	78.99%

**LUMPKIN COUNTY**  
**FUND 100 GENERAL FUND SUMMARY EXPENDITURES**  
**For The Fiscal Year Starting 01/01/17**

**% OF YEAR REMAINING = 75%**

<u>DESCRIPTION</u>	<u>2017 BUDGET</u>	<u>EXPENDED YTD</u>	<u>BUDGET REMAINING</u>	<u>PERCENT REMAINING</u>
<b><i>Judicial System</i></b>				
Enotah Judicial Circuit	\$ 214,563	\$ 52,270	\$ 162,293	75.64%
Superior Court	208,349	80,006	128,343	61.60%
Capital Trial	2,500	0	2,500	100.00%
Clerk Superior Court	584,703	142,418	442,285	75.64%
District Attorney	5,000	569	4,431	88.62%
Victims' Assistance	24,000	6,965	17,035	70.98%
Magistrate Court	231,508	54,347	177,161	76.52%
Probate Court	264,069	64,185	199,884	75.69%
<b><i>Total Judicial System Expenditures</i></b>	<b><u>\$ 1,534,692</u></b>	<b><u>\$ 400,761</u></b>	<b><u>\$ 1,133,931</u></b>	<b>73.89%</b>

**LUMPKIN COUNTY**  
**FUND 100 GENERAL FUND SUMMARY EXPENDITURES**  
**For The Fiscal Year Starting 01/01/17**

**% OF YEAR REMAINING = 75%**

<u>DESCRIPTION</u>	<u>2017 BUDGET</u>	<u>EXPENDED YTD</u>	<u>BUDGET REMAINING</u>	<u>PERCENT REMAINING</u>
<b><i>Public Works</i></b>				
Admin-Public Works	\$ 48,676	\$ 14,086	\$ 34,590	71.06%
Roads & Bridges	1,191,597	223,505	968,092	81.24%
Fleet Maintenance	235,686	62,248	173,438	73.59%
Airport	<u>27,172</u>	<u>2,937</u>	<u>24,235</u>	89.19%
<b><i>Total Public Works Expenditures</i></b>	<b><u>\$ 1,503,131</u></b>	<b><u>\$ 302,776</u></b>	<b><u>\$ 1,200,355</u></b>	<b>79.86%</b>

**LUMPKIN COUNTY**  
**FUND 100 GENERAL FUND SUMMARY EXPENDITURES**  
**For The Fiscal Year Ending 01/01/17**

**% OF YEAR REMAINING = 75%**

<u>DESCRIPTION</u>	<u>2017 BUDGET</u>	<u>EXPENDED YTD</u>	<u>BUDGET REMAINING</u>	<u>PERCENT REMAINING</u>
<b><i>Community Affairs</i></b>				
Animal Shelter	\$ 320,640	\$ 64,732	\$ 255,908	79.81%
Health Department appropriation	209,199	52,300	156,899	75.00%
D.F.A.C.S.	15,000	15,000	0	0.00%
Senior Center	325,089	68,885	256,204	78.81%
Parks and Recreation	1,012,129	155,154	856,975	84.67%
Library appropriation	400,000	100,000	300,000	75.00%
County Ext. Service	<u>57,028</u>	<u>12,209</u>	<u>44,819</u>	78.59%
<b><i>Total Community Affairs</i></b>	<b><u>\$ 2,339,085</u></b>	<b><u>\$ 468,280</u></b>	<b><u>\$ 1,870,805</u></b>	79.98%



**LUMPKIN COUNTY**  
**FUND 100 GENERAL FUND SUMMARY EXPENDITURES**  
**For The Fiscal Year Starting 01/01/17**

**% OF YEAR REMAINING = 75%**

<u>DESCRIPTION</u>	<u>2017 BUDGET</u>	<u>EXPENDED YTD</u>	<u>BUDGET REMAINING</u>	<u>PERCENT REMAINING</u>
<b><i>Transfers to Other Funds</i></b>				
Net transfers to Capital Projects Funds	\$ 281,615	\$ 0	\$ 281,615	100.00%
Net Transfers to Solid Waste	87,999	0	87,999	100.00%
Net Transfers to E911	288,176	0	288,176	100.00%
Net Transfers to Public Defender	124,685	31,171	93,514	75.00%
Net Transfers to Grant Fund	<u>63,258</u>	<u>0</u>	<u>63,258</u>	100.00%
<b><i>Total Transfers to Other Funds</i></b>	<b><u>\$ 845,733</u></b>	<b><u>\$ 31,171</u></b>	<b><u>\$ 814,562</u></b>	<b>96.31%</b>

**LUMPKIN COUNTY**  
**FUND 215 EMERGENCY 911 SUMMARY REVENUES**  
**For The Fiscal Year Starting 01/01/17**

**% OF YEAR REMAINING = 75%**

<u>DESCRIPTION</u>	<u>2017 BUDGET</u>	<u>RECOGNIZED YTD</u>	<u>BUDGET REMAINING</u>	<u>PERCENT REMAINING</u>
<b><i>Emergency 911</i></b>				
Telephone Charges - Land Lines	\$ 155,000	\$ 1,252	\$ 153,748	99.19%
Telephone Charges - Cell Phones	318,000	23,826	294,174	92.51%
E911 Record Copies	100	0	100	100.00%
Pre-paid Wireless Revenue	59,100	0	59,100	100.00%
Net Transfers In from General Fund	<u>288,176</u>	<u>0</u>	<u>288,176</u>	100.00%
<b><i>Total Emergency 911 Revenues</i></b>	<b><u>\$ 820,376</u></b>	<b><u>\$ 25,078</u></b>	<b><u>\$ 795,298</u></b>	<b>96.94%</b>

**LUMPKIN COUNTY**  
**FUND 215 EMERGENCY 911 SUMMARY EXPENDITURES**  
**For The Fiscal Year Starting 01/01/17**

**% OF YEAR REMAINING = 75%**

<i>DESCRIPTION</i>	<i>2017 BUDGET</i>	<i>EXPENDED YTD</i>	<i>BUDGET REMAINING</i>	<i>PERCENT REMAINING</i>
<b><i>Emergency 911</i></b>				
Salaries and Benefits	\$ 632,726	\$ 106,451	\$ 526,275	83.18%
Purchased and Contracted Services	129,550	39,508	90,042	69.50%
Supplies and Other Costs	<u>58,100</u>	<u>4,673</u>	<u>53,427</u>	91.96%
<b><i>Total Emergency 911 Expenditures</i></b>	<b><u>\$ 820,376</u></b>	<b><u>\$ 150,632</u></b>	<b><u>\$ 669,744</u></b>	<b>81.64%</b>

**LUMPKIN COUNTY**  
**FUND 540 TRANSFER STATION SUMMARY REVENUES**  
**For The Fiscal Year Starting 01/01/17**

**% OF YEAR REMAINING = 75%**

<u>DESCRIPTION</u>	<u>2017 BUDGET</u>	<u>RECOGNIZED YTD</u>	<u>BUDGET REMAINING</u>	<u>PERCENT REMAINING</u>
<b><i>Transfer Station</i></b>				
Association Revenue - NGRM	\$ 20,000	\$ 0	\$ 20,000	100.00%
Rental	16,200	5,400	10,800	66.67%
Net Transfers In from General Fund	<u>87,999</u>	<u>0</u>	<u>87,999</u>	100.00%
<b><i>Total Transfer Station Revenues</i></b>	<b><u>\$ 124,199</u></b>	<b><u>\$ 5,400</u></b>	<b><u>\$ 118,799</u></b>	<b>95.65%</b>

**LUMPKIN COUNTY**  
**FUND 540 TRANSFER STATION SUMMARY EXPENSES**  
**For The Fiscal Year Starting 01/01/17**

**% OF YEAR REMAINING = 75%**

<i>DESCRIPTION</i>	<i>2017 BUDGET</i>	<i>EXPENDED YTD</i>	<i>BUDGET REMAINING</i>	<i>PERCENT REMAINING</i>
<b><i>Transfer Station</i></b>				
Purchased and Contracted Services	\$ 26,850	\$ 345	\$ 26,505	98.72%
Salaries and Benefits - Recycling	52,696	14,558	38,138	72.37%
Purchased/Contracted Services - Recycling	25,653	9,361	16,292	63.51%
Supplies - Recycling	19,000	3,669	15,331	80.69%
Other Costs	<u>0</u>	<u>                    </u>	<u>0</u>	0.00%
<b><i>Total Transfer Station Expenses</i></b>	<b><u>\$ 124,199</u></b>	<b><u>\$ 27,933</u></b>	<b><u>\$ 96,266</u></b>	<b>77.51%</b>