

The seal of Lumpkin County, Georgia, is a circular emblem. It features a central figure of a Native American man, likely a chief, holding a bow and arrow. The figure is set against a background of a rising sun and a landscape with mountains and a river. The text "LUMPKIN COUNTY" is arched across the top, and "GEORGIA" is arched across the bottom. Below the figure, the words "AURARIA" and "EST. 1832" are visible.

Lumpkin County, Georgia

General Fund

Report of Revenues

And Expenditures

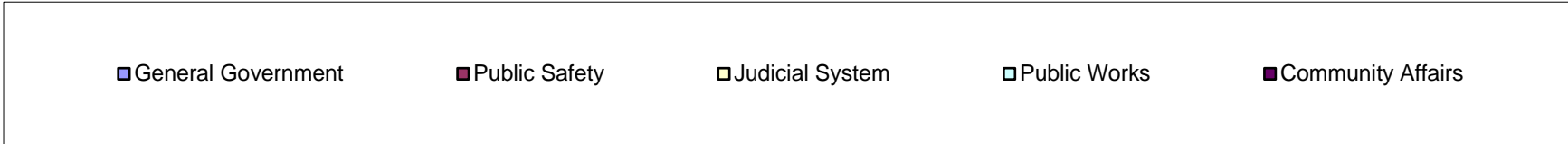
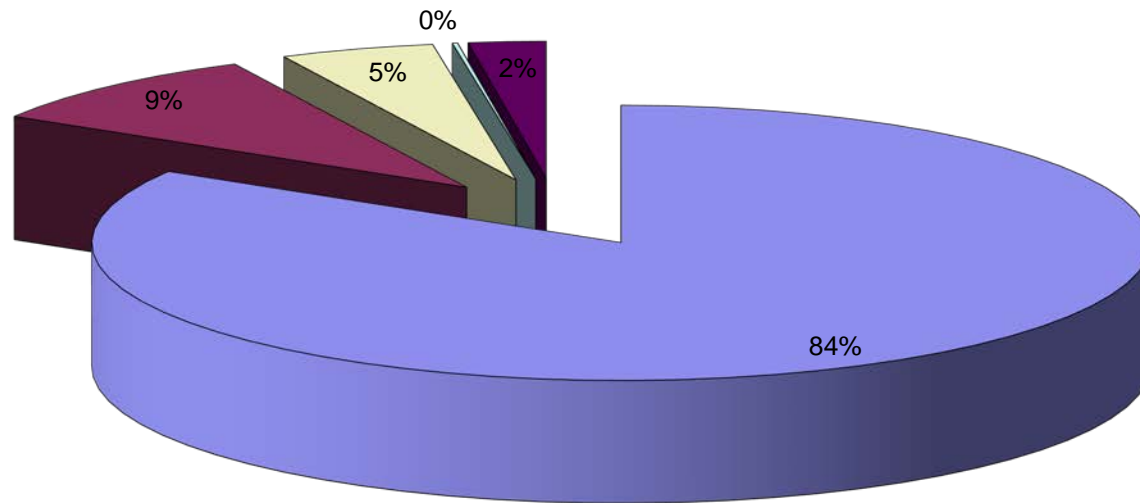
April 30, 2018

LUMPKIN COUNTY, GEORGIA

TABLE OF CONTENTS

	<u>PAGE</u>
Allocation of 2018 Revenue Budget – Graph	1
Summary of General Fund Revenues, Combined by Type	2
Summary of General Government Revenues, Combined by Department	3
Summary of Public Safety Revenues, Combined by Department	4
Summary of Judicial System Revenues, Combined by Department	5
Summary of Public Works Revenues, Combined by Department	6
Summary of Community Affairs Revenues, Combined by Department	7
Allocation of 2018 Expenditures Budget – Graph	8
Summary of General Fund Expenditures, Combined by Type	9
Summary of General Government Expenditures, Combined by Department	10
Summary of Public Safety Expenditures, Combined by Department	11
Summary of Judicial System Expenditures, Combined by Department	12
Summary of Public Works Expenditures, Combined by Department	13
Summary of Community Affairs Expenditures, Combined by Department	14
Summary of Transfers to Other Funds	15
Summary of Emergency 911 Revenues, Combined by Type	16
Summary of Emergency 911 Expenditures, Combined by Type	17
Summary of Transfer Station Revenues, Combined by Type	18
Summary of Transfer Station Expenses, Combined by Type	19

### Allocation of 2018 Budget - Revenues



**LUMPKIN COUNTY**  
**FUND 100 GENERAL FUND SUMMARY REVENUES**  
**For The Fiscal Year Starting 01/01/18**

**% OF YEAR REMAINING = 67%**

<i>DESCRIPTION</i>	<i>2018 BUDGET</i>	<i>RECOGNIZED YTD</i>	<i>BUDGET REMAINING</i>	<i>PERCENT REMAINING</i>
<b>General Government</b>	\$ 17,790,683	\$ 6,297,662	\$ 11,493,021	64.60%
<b>Public Safety</b>	1,937,851	521,980	1,415,871	73.06%
<b>Judicial System</b>	1,003,147	277,512	725,635	72.34%
<b>Public Works</b>	34,500	265	34,235	99.23%
<b>Community Affairs</b>	502,664	142,703	359,961	71.61%
<b>Total Revenues</b>	<u>\$ 21,268,845</u>	<u>\$ 7,240,123</u>	<u>\$ 14,028,722</u>	65.96%

**LUMPKIN COUNTY**  
**FUND 100 GENERAL FUND SUMMARY REVENUES**  
**For TheFiscal Year Starting 01/01/18**

**% OF YEAR REMAINING = 67%**

<u>DESCRIPTION</u>	<u>2018 BUDGET</u>	<u>RECOGNIZED YTD</u>	<u>BUDGET REMAINING</u>	<u>PERCENT REMAINING</u>
<b>General Government</b>				
Commissioner	\$ 4,306,694	\$ 704,871	\$ 3,601,823	83.63%
Tax Appraisers / Assessment	200	12	189	94.25%
Tax Commissioner	12,956,153	5,286,098	7,670,055	59.20%
Board of Elections	792	1,359	(567)	n/a
G.I.S.	7,200	2,937	4,263	59.21%
Administrative Support	500,000	0	500,000	100.00%
Reimbursement	600	296,365	(295,765)	-49294.14%
Financial Administration	<u>19,044</u>	<u>6,021</u>	<u>13,023</u>	68.38%
<b>Total General Government Revenues</b>	<b><u>\$ 17,790,683</u></b>	<b><u>\$ 6,297,662</u></b>	<b><u>\$ 11,493,021</u></b>	<b>64.60%</b>

**LUMPKIN COUNTY**  
**FUND 100 GENERAL FUND SUMMARY REVENUES**  
**For The Fiscal Year Starting 01/01/18**

**% OF YEAR REMAINING = 67%**

<i>DESCRIPTION</i>	<i>2018 BUDGET</i>	<i>RECOGNIZED YTD</i>	<i>BUDGET REMAINING</i>	<i>PERCENT REMAINING</i>
<b><i>Public Safety</i></b>				
Sheriff	\$ 173,624	\$ 25,006	\$ 148,618	85.60%
Detention Center	125,600	122,273	3,327	2.65%
Drug Task Force	<u>19,415</u>	<u>5,351</u>	<u>14,064</u>	72.44%
Total Sheriff	<u>\$ 318,639</u>	<u>\$ 152,630</u>	<u>\$ 166,009</u>	52.10%
Emergency Services	\$ 1,487,228	\$ 350,613	\$ 1,136,615	76.43%
Emergency Management	11,103	8,553	2,550	22.97%
Public Transportation	<u>120,881</u>	<u>10,184</u>	<u>110,697</u>	91.57%
<b><i>Total Public Safety Revenues</i></b>	<b><u>\$ 1,937,851</u></b>	<b><u>\$ 521,980</u></b>	<b><u>\$ 1,415,871</u></b>	<b>73.06%</b>

**LUMPKIN COUNTY**  
**FUND 100 GENERAL FUND SUMMARY REVENUES**  
**For The Fiscal Year Starting 01/01/18**

**% OF YEAR REMAINING = 67%**

<i>DESCRIPTION</i>	<i>2018 BUDGET</i>	<i>RECOGNIZED YTD</i>	<i>BUDGET REMAINING</i>	<i>PERCENT REMAINING</i>
<b><i>Judicial System</i></b>				
Clerk Superior Court	\$ 580,547	\$ 162,591	\$ 417,956	0.00%
Magistrate Court	10,100	31	10,069	99.69%
Probate Court	388,500	108,031	280,469	72.19%
Victims' Assistance	24,000	6,859	17,141	71.42%
<b><i>Total Judicial System Revenues</i></b>	<b><u>\$ 1,003,147</u></b>	<b><u>\$ 277,512</u></b>	<b><u>\$ 725,635</u></b>	<b>72.34%</b>

**LUMPKIN COUNTY**  
**FUND 100 GENERAL FUND SUMMARY REVENUES**  
**For The Fiscal Year Starting 01/01/18**

**% OF YEAR REMAINING = 67%**

<i>DESCRIPTION</i>	<i>2018 BUDGET</i>	<i>RECOGNIZED YTD</i>	<i>BUDGET REMAINING</i>	<i>PERCENT REMAINING</i>
<b><i>Public Works</i></b>				
Roads & Bridges	\$ 1,000	\$ 265	\$ 735	73.50%
Airport	<u>33,500</u>	<u>0</u>	<u>33,500</u>	100.00%
<b><i>Total Public Works Revenues</i></b>	<b><u>\$ 34,500</u></b>	<b><u>\$ 265</u></b>	<b><u>\$ 34,235</u></b>	<b>99.23%</b>

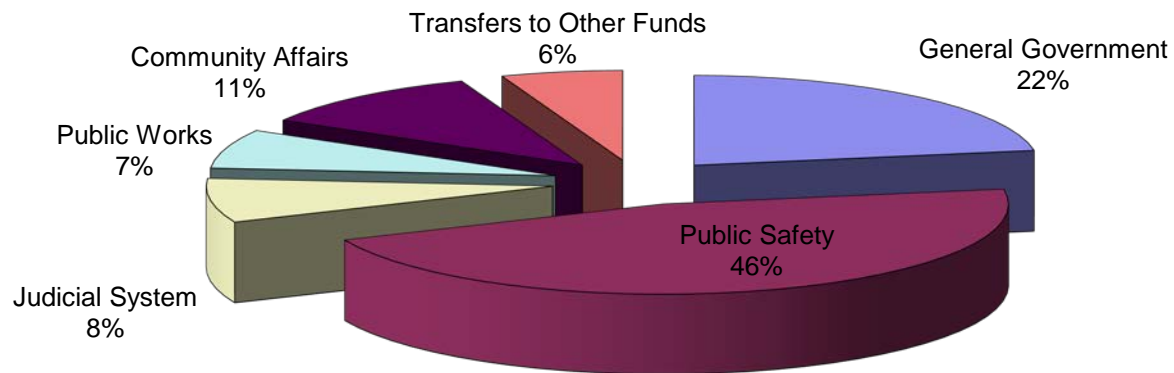


**LUMPKIN COUNTY**  
**FUND 100 GENERAL FUND SUMMARY REVENUES**  
**For The Fiscal Year Starting 01/01/18**

**% OF YEAR REMAINING = 67%**

<i>DESCRIPTION</i>	<i>2018 BUDGET</i>	<i>RECOGNIZED YTD</i>	<i>BUDGET REMAINING</i>	<i>PERCENT REMAINING</i>
<b><i>Community Affairs</i></b>				
Parks and Recreation	\$ 293,100	\$ 88,059	\$ 205,041	69.96%
Senior Center	178,664	44,483	134,181	75.10%
Animal Shelter	<u>30,900</u>	<u>10,161</u>	<u>20,739</u>	67.12%
<b><i>Total Community Affairs Revenues</i></b>	<b><u>\$ 502,664</u></b>	<b><u>\$ 142,703</u></b>	<b><u>\$ 359,961</u></b>	<b>71.61%</b>

## Allocation of 2018 Budget - Expenditures



**LUMPKIN COUNTY**  
**FUND 100 GENERAL FUND SUMMARY EXPENDITURES**  
**For The Fiscal Year Starting 01/01/18**

**% OF YEAR REMAINING = 67%**

<i>DESCRIPTION</i>	<i>2018 BUDGET</i>	<i>EXPENDED YTD</i>	<i>BUDGET REMAINING</i>	<i>PERCENT REMAINING</i>
<b>General Government</b>	\$ 4,752,959	\$ 1,779,850	\$ 2,973,109	62.55%
<b>Public Safety</b>	9,809,194	2,738,287	7,070,907	72.08%
<b>Judicial System</b>	1,678,864	571,427	1,107,437	65.96%
<b>Public Works</b>	1,491,133	407,279	1,083,854	72.69%
<b>Community Affairs</b>	2,328,816	716,921	1,611,895	69.22%
<b>Transfers to Other Funds</b>	<u>1,207,879</u>	<u>1,002,932</u>	<u>204,947</u>	16.97%
<b>Total Expenditures</b>	<u>\$ 21,268,845</u>	<u>\$ 7,216,695</u>	<u>\$ 14,052,150</u>	66.07%

**LUMPKIN COUNTY**  
**FUND 100 GENERAL FUND SUMMARY EXPENDITURES**  
**For The Fiscal Year Starting 01/01/18**

**% OF YEAR REMAINING = 67%**

<u>DESCRIPTION</u>	<u>2017 BUDGET8</u>	<u>EXPENDED YTD</u>	<u>BUDGET REMAINING</u>	<u>PERCENT REMAINING</u>
<b>General Government</b>				
Commissioner	\$ 124,982	\$ 42,511	\$ 82,471	65.99%
County Manager	299,873	84,160	215,713	71.93%
Board of Elections / Registrar	206,342	42,290	164,052	79.51%
Financial Administration	474,296	159,839	314,457	66.30%
Legal	125,000	18,392	106,608	85.29%
GIS	79,952	24,392	55,560	69.49%
Human Resources	244,351	71,059	173,292	70.92%
Tax Commissioner	423,651	123,982	299,669	70.73%
Tax Appraisers / Assessment	510,743	128,801	381,942	74.78%
Board of Equalization	9,400	1,926	7,474	79.51%
Risk Management	15,000	668,002	(653,002)	-4353.34%
ADA Mitigation	200,000	10,439	189,561	94.78%
Public Buildings	835,857	246,330	589,527	70.53%
Administrative Support	1,056,800	104,292	952,508	90.13%
General Administration Fees	27,672	13,758	13,914	50.28%
Debt Service	119,040	39,680	79,360	66.67%
<b>Total General Government Expenditures</b>	<u>\$ 4,752,959</u>	<u>\$ 1,779,850</u>	<u>\$ 2,973,109</u>	62.55%

**LUMPKIN COUNTY**  
**FUND 100 GENERAL FUND SUMMARY EXPENDITURES**  
**For The Fiscal Year Starting 01/01/18**

**% OF YEAR REMAINING = 67%**

<u>DESCRIPTION</u>	<u>2018 BUDGET</u>	<u>EXPENDED YTD</u>	<u>BUDGET REMAINING</u>	<u>PERCENT REMAINING</u>
<b>Public Safety</b>				
Sheriff - Administration	\$ 4,813,772	\$ 1,425,251	\$ 3,388,521	70.39%
Sheriff-Criminal Investigation	41,250	13,651	27,599	66.91%
Drug Task Force	58,122	14,064	44,058	75.80%
Sheriff-Uniform Patrol	178,500	53,508	124,992	70.02%
Detention Center	604,813	197,320	407,493	67.37%
Sheriff - CT Services - Warrant	<u>24,875</u>	<u>2,353</u>	<u>22,522</u>	90.54%
Total Sheriff	<u>\$ 5,721,332</u>	<u>\$ 1,706,147</u>	<u>\$ 4,015,185</u>	70.18%
Emergency Services	\$ 3,767,875	\$ 928,385	\$ 2,839,490	75.36%
Emergency Management	111,026	37,023	74,003	66.65%
Coroner	39,074	15,874	23,200	59.37%
Public Transportation	<u>169,887</u>	<u>50,858</u>	<u>119,029</u>	70.06%
<b>Total Public Safety Expenditures</b>	<u><u>\$ 9,809,194</u></u>	<u><u>\$ 2,738,287</u></u>	<u><u>\$ 7,070,907</u></u>	72.08%

**LUMPKIN COUNTY**  
**FUND 100 GENERAL FUND SUMMARY EXPENDITURES**  
**For The Fiscal Year Starting 01/01/18**

**% OF YEAR REMAINING = 67%**

<u>DESCRIPTION</u>	<u>2018 BUDGET</u>	<u>EXPENDED YTD</u>	<u>BUDGET REMAINING</u>	<u>PERCENT REMAINING</u>
<b>Judicial System</b>				
Enotah Judicial Circuit	\$ 223,230	\$ 111,827	\$ 111,403	49.91%
Superior Court	256,820	103,092	153,728	59.86%
Clerk Superior Court	613,464	182,733	430,731	70.21%
District Attorney	5,000	1,190	3,810	76.20%
Victims' Assistance	24,000	6,002	17,998	74.99%
Magistrate Court	237,106	72,537	164,569	69.41%
Probate Court	<u>319,244</u>	<u>94,045</u>	<u>225,199</u>	70.54%
<b>Total Judicial System Expenditures</b>	<u>\$ 1,678,864</u>	<u>\$ 571,427</u>	<u>\$ 1,107,437</u>	65.96%

**LUMPKIN COUNTY**  
**FUND 100 GENERAL FUND SUMMARY EXPENDITURES**  
**For The Fiscal Year Starting 01/01/18**

**% OF YEAR REMAINING = 67%**

<i>DESCRIPTION</i>	<i>2018 BUDGET</i>	<i>EXPENDED YTD</i>	<i>BUDGET REMAINING</i>	<i>PERCENT REMAINING</i>
<b><i>Public Works</i></b>				
Admin-Public Works	\$ 48,926	\$ 17,488	\$ 31,438	64.26%
Roads & Bridges	1,181,379	313,031	868,348	73.50%
Fleet Maintenance	233,829	76,760	157,069	67.17%
Airport	26,999	0	26,999	100.00%
<b><i>Total Public Works Expenditures</i></b>	<b>\$ 1,491,133</b>	<b>\$ 407,279</b>	<b>\$ 1,083,854</b>	<b>72.69%</b>

**LUMPKIN COUNTY**  
**FUND 100 GENERAL FUND SUMMARY EXPENDITURES**  
**For The Fiscal Year Ending 01/01/18**

**% OF YEAR REMAINING = 67%**

<u>DESCRIPTION</u>	<u>2018 BUDGET</u>	<u>EXPENDED YTD</u>	<u>BUDGET REMAINING</u>	<u>PERCENT REMAINING</u>
<b><i>Community Affairs</i></b>				
Animal Shelter	\$ 315,771	\$ 89,828	\$ 225,943	71.55%
Health Department appropriation	209,199	69,733	139,466	66.67%
D.F.A.C.S.	15,000	15,000	0	0.00%
Senior Center	333,548	81,399	252,149	75.60%
Parks and Recreation	995,201	243,736	751,465	75.51%
Library appropriation	400,000	200,000	200,000	50.00%
County Ext. Service	<u>60,097</u>	<u>17,224</u>	<u>42,873</u>	71.34%
<b><i>Total Community Affairs</i></b>	<u>\$ 2,328,816</u>	<u>\$ 716,921</u>	<u>\$ 1,611,895</u>	69.22%



**LUMPKIN COUNTY**  
**FUND 100 GENERAL FUND SUMMARY EXPENDITURES**  
**For The Fiscal Year Starting 01/01/18**

**% OF YEAR REMAINING = 67%**

<u>DESCRIPTION</u>	<u>2018 BUDGET</u>	<u>EXPENDED YTD</u>	<u>BUDGET REMAINING</u>	<u>PERCENT REMAINING</u>
<b><i>Transfers to Other Funds</i></b>				
Net transfers to Capital Projects Funds	\$ 378,086	\$ 762,997	\$ (384,911)	-101.81%
Net Transfers to Solid Waste	125,159	26,911	98,248	78.50%
Net Transfers to E911	319,302	129,533	189,769	59.43%
Net Transfers to Public Defender	124,482	62,241	62,241	50.00%
Net Transfers to Other Funds	0	21,251	(21,251)	#DIV/0!
Net Transfers to Grant Fund	<u>260,850</u>	<u>0</u>	<u>260,850</u>	100.00%
<b><i>Total Transfers to Other Funds</i></b>	<b><u>\$ 1,207,879</u></b>	<b><u>\$ 1,002,932</u></b>	<b><u>\$ 204,947</u></b>	<b>16.97%</b>

**LUMPKIN COUNTY**  
**FUND 215 EMERGENCY 911 SUMMARY REVENUES**  
**For The Fiscal Year Starting 01/01/18**

**% OF YEAR REMAINING = 67%**

<i>DESCRIPTION</i>	<i>2018 BUDGET</i>	<i>RECOGNIZED YTD</i>	<i>BUDGET REMAINING</i>	<i>PERCENT REMAINING</i>
<b><i>Emergency 911</i></b>				
Telephone Charges - Land Lines	\$ 200,000	\$ 2,027	\$ 197,973	98.99%
Telephone Charges - Cell Phones	270,000	72,024	197,976	73.32%
E911 Record Copies	20	78	(58)	-287.50%
Pre-paid Wireless Revenue	60,000	0	60,000	100.00%
Miscellaneous	0	2,264		
Net Transfers In from General Fund	<u>319,302</u>	<u>129,533</u>	<u>189,769</u>	59.43%
<b><i>Total Emergency 911 Revenues</i></b>	<b><u>\$ 849,322</u></b>	<b><u>\$ 205,926</u></b>	<b><u>\$ 645,660</u></b>	<b>76.02%</b>

**LUMPKIN COUNTY**  
**FUND 215 EMERGENCY 911 SUMMARY EXPENDITURES**  
**For The Fiscal Year Starting 01/01/18**

**% OF YEAR REMAINING = 67%**

<i>DESCRIPTION</i>	<i>2018 BUDGET</i>	<i>EXPENDED YTD</i>	<i>BUDGET REMAINING</i>	<i>PERCENT REMAINING</i>
<b><i>Emergency 911</i></b>				
Salaries and Benefits	\$ 667,630	\$ 170,200	\$ 497,430	74.51%
Purchased and Contracted Services	131,342	48,794	82,548	62.85%
Supplies and Other Costs	<u>50,350</u>	<u>5,566</u>	<u>44,784</u>	88.94%
<b><i>Total Emergency 911 Expenditures</i></b>	<b><u>\$ 849,322</u></b>	<b><u>\$ 224,561</u></b>	<b><u>\$ 624,761</u></b>	<b>73.56%</b>

**LUMPKIN COUNTY**  
**FUND 540 TRANSFER STATION SUMMARY REVENUES**  
**For The Fiscal Year Starting 01/01/18**

**% OF YEAR REMAINING = 67%**

<u>DESCRIPTION</u>	<u>2018 BUDGET</u>	<u>RECOGNIZED YTD</u>	<u>BUDGET REMAINING</u>	<u>PERCENT REMAINING</u>
<b><i>Transfer Station</i></b>				
Association Revenue - NGRM	\$ 18,000	\$ 1,795	\$ 16,205	90.03%
Rental	16,200	5,400	10,800	66.67%
Net Transfers In from General Fund	<u>125,159</u>	<u>26,911</u>	<u>98,248</u>	78.50%
<b><i>Total Transfer Station Revenues</i></b>	<b><u>\$ 159,359</u></b>	<b><u>\$ 34,106</u></b>	<b><u>\$ 125,253</u></b>	<b>78.60%</b>

**LUMPKIN COUNTY**  
**FUND 540 TRANSFER STATION SUMMARY EXPENSES**  
**For The Fiscal Year Starting 01/01/18**

**% OF YEAR REMAINING = 67%**

<i>DESCRIPTION</i>	<i>2018 BUDGET</i>	<i>EXPENDED YTD</i>	<i>BUDGET REMAINING</i>	<i>PERCENT REMAINING</i>
<b><i>Transfer Station</i></b>				
Purchased and Contracted Services	\$ 3,250	\$ 13,780	\$ (10,530)	-324.00%
Salaries and Benefits - Recycling	52,696	18,051	34,645	65.75%
Purchased/Contracted Services - Recycling	27,113	6,919	20,194	74.48%
Supplies - Recycling	18,700	5,683	13,017	69.61%
Other Costs	<u>57,600</u>	<u>0</u>	<u>57,600</u>	0.00%
<b><i>Total Transfer Station Expenses</i></b>	<b><u>\$ 159,359</u></b>	<b><u>\$ 44,433</u></b>	<b><u>\$ 114,926</u></b>	<b>72.12%</b>