

The seal of Lumpkin County, Georgia, is a circular emblem. It features a central figure of a Native American man, likely a chief, holding a bow and arrow. The figure is set against a background of a rising sun and a landscape with mountains and a river. The text "LUMPKIN COUNTY" is arched across the top, and "GEORGIA" is arched across the bottom. Below the figure, the words "AURARIA" and "EST. 1832" are visible.

Lumpkin County, Georgia

General Fund

Report of Revenues

And Expenditures


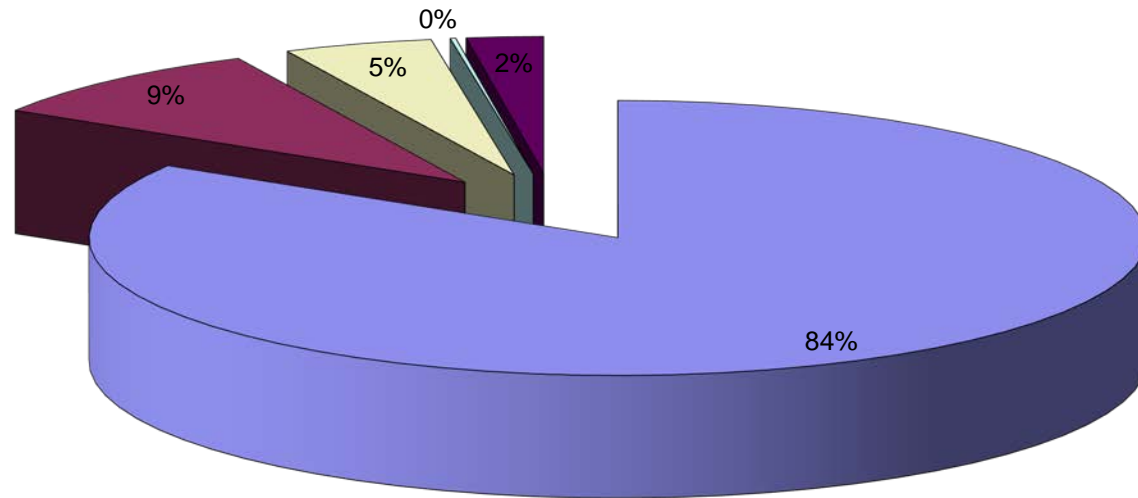
November 30, 2017

LUMPKIN COUNTY, GEORGIA

TABLE OF CONTENTS

	<u>PAGE</u>
Allocation of 2017 Revenue Budget – Graph	1
Summary of General Fund Revenues, Combined by Type	2
Summary of General Government Revenues, Combined by Department	3
Summary of Public Safety Revenues, Combined by Department	4
Summary of Judicial System Revenues, Combined by Department	5
Summary of Public Works Revenues, Combined by Department	6
Summary of Community Affairs Revenues, Combined by Department	7
Allocation of 2017 Expenditures Budget – Graph	8
Summary of General Fund Expenditures, Combined by Type	9
Summary of General Government Expenditures, Combined by Department	10
Summary of Public Safety Expenditures, Combined by Department	11
Summary of Judicial System Expenditures, Combined by Department	12
Summary of Public Works Expenditures, Combined by Department	13
Summary of Community Affairs Expenditures, Combined by Department	14
Summary of Transfers to Other Funds	15
Summary of Emergency 911 Revenues, Combined by Type	16
Summary of Emergency 911 Expenditures, Combined by Type	17
Summary of Transfer Station Revenues, Combined by Type	18
Summary of Transfer Station Expenses, Combined by Type	19

Allocation of 2017 Budget - Revenues



LUMPKIN COUNTY
FUND 100 GENERAL FUND SUMMARY REVENUES
For The Fiscal Year Starting 01/01/17

% OF YEAR REMAINING = 8.33%

<i>DESCRIPTION</i>	<i>2017 BUDGET</i>	<i>RECOGNIZED YTD</i>	<i>BUDGET REMAINING</i>	<i>PERCENT REMAINING</i>
General Government	\$ 17,273,655	\$ 15,712,540	\$ 1,561,115	9.04%
Public Safety	1,886,639	1,295,842	590,797	31.31%
Judicial System	939,548	959,307	(19,759)	-2.10%
Public Works	35,168	29,765	5,403	15.36%
Community Affairs	483,905	407,103	76,802	15.87%
Total Revenues	<u>\$ 20,618,915</u>	<u>\$ 18,404,557</u>	<u>\$ 2,214,358</u>	10.74%

LUMPKIN COUNTY
FUND 100 GENERAL FUND SUMMARY REVENUES
For TheFiscal Year Starting 01/01/17

% OF YEAR REMAINING = 8.33%

<u>DESCRIPTION</u>	<u>2017 BUDGET</u>	<u>RECOGNIZED YTD</u>	<u>BUDGET REMAINING</u>	<u>PERCENT REMAINING</u>
<i>General Government</i>				
Commissioner	\$ 4,208,531	\$ 4,147,536	\$ 60,995	1.45%
Tax Appraisers / Assessment	200	199	1	0.38%
Tax Commissioner	12,530,093	11,526,532	1,003,561	8.01%
Board of Elections	2	0	2	n/a
G.I.S.	6,800	8,075	(1,275)	-18.75%
Administrative Support	481,615	0	481,615	100.00%
County Surveyor	14,079	0	14,079	n/a
Reimbursement	14,600	10,963	3,637	24.91%
Financial Administration	<u>17,735</u>	<u>19,234</u>	<u>(1,499)</u>	-8.45%
<i>Total General Government Revenues</i>	<u>\$ 17,273,655</u>	<u>\$ 15,712,540</u>	<u>\$ 1,561,115</u>	9.04%

LUMPKIN COUNTY
FUND 100 GENERAL FUND SUMMARY REVENUES
For The Fiscal Year Starting 01/01/17

% OF YEAR REMAINING = 8.33%

<i>DESCRIPTION</i>	<i>2017 BUDGET</i>	<i>RECOGNIZED YTD</i>	<i>BUDGET REMAINING</i>	<i>PERCENT REMAINING</i>
<i>Public Safety</i>				
Sheriff	\$ 177,624	\$ 206,491	\$ (28,867)	-16.25%
Detention Center	192,000	233,886	(41,886)	-21.82%
Drug Task Force	<u>17,460</u>	<u>18,990</u>	<u>(1,530)</u>	-8.76%
Total Sheriff	<u>\$ 387,084</u>	<u>\$ 459,367</u>	<u>\$ (72,283)</u>	-18.67%
Emergency Services	\$ 1,367,457	\$ 772,569	\$ 594,888	43.50%
Emergency Management	11,103	0	11,103	100.00%
Public Transportation	<u>120,995</u>	<u>63,907</u>	<u>57,088</u>	47.18%
<i>Total Public Safety Revenues</i>	<u>\$ 1,886,639</u>	<u>\$ 1,295,842</u>	<u>\$ 590,797</u>	31.31%

LUMPKIN COUNTY
FUND 100 GENERAL FUND SUMMARY REVENUES
For The Fiscal Year Starting 01/01/17

% OF YEAR REMAINING = 8.33%

<u>DESCRIPTION</u>	<u>2017 BUDGET</u>	<u>RECOGNIZED YTD</u>	<u>BUDGET REMAINING</u>	<u>PERCENT REMAINING</u>
<i>Judicial System</i>				
Clerk Superior Court	\$ 565,015	\$ 586,658	\$ (21,643)	0.00%
Magistrate Court	15,000	2,794	12,206	81.37%
Probate Court	333,500	346,785	(13,285)	-3.98%
Enotah Judicial Circuit	2,033	0	2,033	100.00%
Victims' Assistance	<u>24,000</u>	<u>23,070</u>	<u>930</u>	3.88%
<i>Total Judicial System Revenues</i>	<u>\$ 939,548</u>	<u>\$ 959,307</u>	<u>\$ (19,759)</u>	-2.10%

LUMPKIN COUNTY
FUND 100 GENERAL FUND SUMMARY REVENUES
For The Fiscal Year Starting 01/01/17

% OF YEAR REMAINING = 8.33%

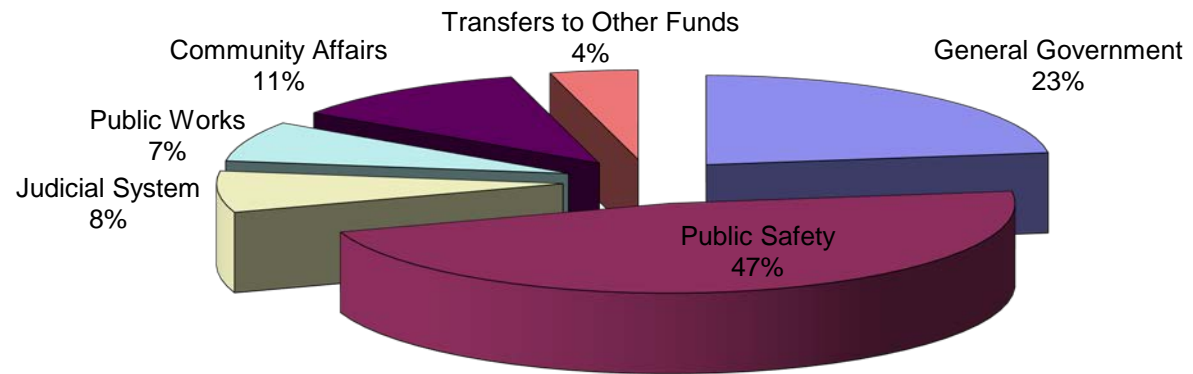
<i>DESCRIPTION</i>	<i>2017 BUDGET</i>	<i>RECOGNIZED YTD</i>	<i>BUDGET REMAINING</i>	<i>PERCENT REMAINING</i>
<i>Public Works</i>				
Roads & Bridges	\$ 1,500	\$ 831	\$ 669	44.62%
Airport	<u>33,668</u>	<u>28,934</u>	<u>4,734</u>	14.06%
<i>Total Public Works Revenues</i>	<u>\$ 35,168</u>	<u>\$ 29,765</u>	<u>\$ 5,403</u>	15.36%

LUMPKIN COUNTY
FUND 100 GENERAL FUND SUMMARY REVENUES
For The Fiscal Year Starting 01/01/17

% OF YEAR REMAINING = 8.33%

<i>DESCRIPTION</i>	<i>2017 BUDGET</i>	<i>RECOGNIZED YTD</i>	<i>BUDGET REMAINING</i>	<i>PERCENT REMAINING</i>
<i>Community Affairs</i>				
Parks and Recreation	\$ 285,175	\$ 264,652	\$ 20,523	7.20%
Senior Center	167,430	110,827	56,603	33.81%
Animal Shelter	<u>31,300</u>	<u>31,623</u>	<u>(323)</u>	-1.03%
<i>Total Community Affairs Revenues</i>	<u>\$ 483,905</u>	<u>\$ 407,103</u>	<u>\$ 76,802</u>	15.87%

Allocation of 2017 Budget - Expenditures



LUMPKIN COUNTY
FUND 100 GENERAL FUND SUMMARY EXPENDITURES
For The Fiscal Year Starting 01/01/17

% OF YEAR REMAINING = 8.33%

<i>DESCRIPTION</i>	<i>2017 BUDGET</i>	<i>EXPENDED YTD</i>	<i>BUDGET REMAINING</i>	<i>PERCENT REMAINING</i>
General Government	\$ 4,709,510	\$ 3,086,451	\$ 1,623,059	34.46%
Public Safety	9,686,764	7,548,681	2,138,083	22.07%
Judicial System	1,534,692	1,431,171	103,521	6.75%
Public Works	1,503,131	1,194,087	309,044	20.56%
Community Affairs	2,339,085	1,867,665	471,420	20.15%
Transfers to Other Funds	<u>845,733</u>	<u>1,205,179</u>	<u>(359,446)</u>	-42.50%
Total Expenditures	<u>\$ 20,618,915</u>	<u>\$ 16,333,234</u>	<u>\$ 4,285,681</u>	20.79%

LUMPKIN COUNTY
FUND 100 GENERAL FUND SUMMARY EXPENDITURES
For The Fiscal Year Starting 01/01/17

% OF YEAR REMAINING = 8.33%

<u>DESCRIPTION</u>	<u>2017 BUDGET</u>	<u>EXPENDED YTD</u>	<u>BUDGET REMAINING</u>	<u>PERCENT REMAINING</u>
General Government				
Commissioner	\$ 115,845	\$ 108,013	\$ 7,832	6.76%
County Manager	258,020	219,336	38,684	14.99%
Board of Elections / Registrar	169,350	124,522	44,828	26.47%
Financial Administration	524,362	421,089	103,273	19.69%
Legal	130,000	43,984	86,016	66.17%
GIS	81,912	59,053	22,859	27.91%
Human Resources	228,073	189,227	38,846	17.03%
Tax Commissioner	407,478	348,718	58,760	14.42%
Tax Appraisers / Assessment	432,968	356,887	76,081	17.57%
Board of Equalization	10,535	8,883	1,652	15.68%
Risk Management	20,000	198,010	(178,010)	-890.05%
ADA Mitigation	200,000	1,498	198,502	99.25%
Public Buildings	803,338	697,511	105,827	13.17%
County Surveyor	15,641	2,272	13,369	85.47%
Administrative Support	952,300	170,911	781,389	82.05%
General Administration Fees	27,323	27,419	(96)	-0.35%
Debt Service	<u>332,365</u>	<u>109,119</u>	<u>223,246</u>	67.17%
Total General Government Expenditures	\$ <u>4,709,510</u>	\$ <u>3,086,451</u>	\$ <u>1,623,059</u>	34.46%

LUMPKIN COUNTY
FUND 100 GENERAL FUND SUMMARY EXPENDITURES
For The Fiscal Year Starting 01/01/17

% OF YEAR REMAINING = 8.33%

<u>DESCRIPTION</u>	<u>2017 BUDGET</u>	<u>EXPENDED YTD</u>	<u>BUDGET REMAINING</u>	<u>PERCENT REMAINING</u>
Public Safety				
Sheriff - Administration	\$ 4,657,697	\$ 3,864,418	\$ 793,279	17.03%
Sheriff - Special Services	36,700	-	36,700	100.00%
Sheriff-Criminal Investigation	40,050	37,345	2,705	6.75%
Drug Task Force	57,211	49,288	7,923	13.85%
Sheriff-Uniform Patrol	144,450	133,776	10,674	7.39%
Detention Center	608,500	563,624	44,876	7.37%
Sheriff - CT Services - Warrant	<u>27,725</u>	<u>14,169</u>	<u>13,556</u>	48.89%
Total Sheriff	<u>\$ 5,572,333</u>	<u>\$ 4,662,620</u>	<u>\$ 909,713</u>	16.33%
Emergency Services	\$ 3,786,504	\$ 2,612,341	\$ 1,174,163	31.01%
Emergency Management	107,122	87,362	19,760	18.45%
Coroner	56,823	43,213	13,610	23.95%
Public Transportation	<u>163,982</u>	<u>143,144</u>	<u>20,838</u>	12.71%
Total Public Safety Expenditures	<u><u>\$ 9,686,764</u></u>	<u><u>\$ 7,548,681</u></u>	<u><u>\$ 2,138,083</u></u>	22.07%

LUMPKIN COUNTY
FUND 100 GENERAL FUND SUMMARY EXPENDITURES
For The Fiscal Year Starting 01/01/17

% OF YEAR REMAINING = 8.33%

<u>DESCRIPTION</u>	<u>2017 BUDGET</u>	<u>EXPENDED YTD</u>	<u>BUDGET REMAINING</u>	<u>PERCENT REMAINING</u>
<i>Judicial System</i>				
Enotah Judicial Circuit	\$ 214,563	\$ 220,439	\$ (5,876)	-2.74%
Superior Court	208,349	260,694	(52,345)	-25.12%
Capital Trial	2,500	0	2,500	100.00%
Clerk Superior Court	584,703	507,090	77,613	13.27%
District Attorney	5,000	2,262	2,738	54.76%
Victims' Assistance	24,000	21,575	2,425	10.10%
Magistrate Court	231,508	200,773	30,735	13.28%
Probate Court	<u>264,069</u>	<u>218,339</u>	<u>45,730</u>	17.32%
<i>Total Judicial System Expenditures</i>	<u>\$ 1,534,692</u>	<u>\$ 1,431,171</u>	<u>\$ 103,521</u>	6.75%

LUMPKIN COUNTY
FUND 100 GENERAL FUND SUMMARY EXPENDITURES
For The Fiscal Year Starting 01/01/17

% OF YEAR REMAINING = 8.33%

<u>DESCRIPTION</u>	<u>2017 BUDGET</u>	<u>EXPENDED YTD</u>	<u>BUDGET REMAINING</u>	<u>PERCENT REMAINING</u>
<i>Public Works</i>				
Admin-Public Works	\$ 48,676	\$ 45,722	\$ 2,954	6.07%
Roads & Bridges	1,191,597	917,894	273,703	22.97%
Fleet Maintenance	235,686	225,270	10,416	4.42%
Airport	<u>27,172</u>	<u>5,201</u>	<u>21,971</u>	80.86%
<i>Total Public Works Expenditures</i>	<u>\$ 1,503,131</u>	<u>\$ 1,194,087</u>	<u>\$ 309,044</u>	20.56%

LUMPKIN COUNTY
FUND 100 GENERAL FUND SUMMARY EXPENDITURES
For The Fiscal Year Ending 01/01/17

% OF YEAR REMAINING = 8.33%

<u>DESCRIPTION</u>	<u>2017 BUDGET</u>	<u>EXPENDED YTD</u>	<u>BUDGET REMAINING</u>	<u>PERCENT REMAINING</u>
<i>Community Affairs</i>				
Animal Shelter	\$ 320,640	\$ 252,275	\$ 68,365	21.32%
Health Department appropriation	209,199	191,866	17,334	8.29%
D.F.A.C.S.	15,000	15,000	0	0.00%
Senior Center	325,089	244,470	80,619	24.80%
Parks and Recreation	1,012,129	710,775	301,354	29.77%
Library appropriation	400,000	400,000	0	0.00%
County Ext. Service	<u>57,028</u>	<u>53,280</u>	<u>3,748</u>	6.57%
<i>Total Community Affairs</i>	<u>\$ 2,339,085</u>	<u>\$ 1,867,665</u>	<u>\$ 471,420</u>	20.15%

LUMPKIN COUNTY
FUND 100 GENERAL FUND SUMMARY EXPENDITURES
For The Fiscal Year Starting 01/01/17

% OF YEAR REMAINING = 8.33%

<u>DESCRIPTION</u>	<u>2017 BUDGET</u>	<u>EXPENDED YTD</u>	<u>BUDGET REMAINING</u>	<u>PERCENT REMAINING</u>
<i>Transfers to Other Funds</i>				
Net transfers to Capital Projects Funds	\$ 281,615	\$ 927,645	\$ (646,030)	-229.40%
Net Transfers to Solid Waste	87,999	35,236	52,763	59.96%
Net Transfers to E911	288,176	75,482	212,694	73.81%
Net Transfers to Public Defender	124,685	124,684	1	0.00%
Net Transfers to Other Funds	0	25,317	(25,317)	
Net Transfers to Grant Fund	<u>63,258</u>	<u>16,814</u>	<u>46,444</u>	73.42%
<i>Total Transfers to Other Funds</i>	<u>\$ 845,733</u>	<u>\$ 1,205,179</u>	<u>\$ (359,446)</u>	-42.50%

LUMPKIN COUNTY
FUND 215 EMERGENCY 911 SUMMARY REVENUES
For The Fiscal Year Starting 01/01/17

% OF YEAR REMAINING = 8.33%

<u>DESCRIPTION</u>	<u>2017 BUDGET</u>	<u>RECOGNIZED YTD</u>	<u>BUDGET REMAINING</u>	<u>PERCENT REMAINING</u>
<i>Emergency 911</i>				
Telephone Charges - Land Lines	\$ 155,000	\$ 102,486	\$ 52,514	33.88%
Telephone Charges - Cell Phones	318,000	214,822	103,178	32.45%
E911 Record Copies	100	13	88	87.50%
Fireworks Excist	0	43	(43) n/a	
Pre-paid Wireless Revenue	59,100	45,373	13,727	23.23%
Net Transfers In from General Fund	<u>288,176</u>	<u>75,482</u>	<u>212,694</u>	73.81%
<i>Total Emergency 911 Revenues</i>	<u>\$ 820,376</u>	<u>\$ 438,218</u>	<u>\$ 382,158</u>	46.58%

LUMPKIN COUNTY
FUND 215 EMERGENCY 911 SUMMARY EXPENDITURES
For The Fiscal Year Starting 01/01/17

% OF YEAR REMAINING = 8.33%

<u>DESCRIPTION</u>	<u>2017 BUDGET</u>	<u>EXPENDED YTD</u>	<u>BUDGET REMAINING</u>	<u>PERCENT REMAINING</u>
<i>Emergency 911</i>				
Salaries and Benefits	\$ 632,726	\$ 438,769	\$ 193,957	30.65%
Purchased and Contracted Services	129,550	104,283	25,267	19.50%
Supplies and Other Costs	<u>58,100</u>	<u>24,513</u>	<u>33,587</u>	57.81%
<i>Total Emergency 911 Expenditures</i>	<u>\$ 820,376</u>	<u>\$ 567,566</u>	<u>\$ 252,810</u>	30.82%

LUMPKIN COUNTY
FUND 540 TRANSFER STATION SUMMARY REVENUES
For The Fiscal Year Starting 01/01/17

% OF YEAR REMAINING = 8.33%

<u>DESCRIPTION</u>	<u>2017 BUDGET</u>	<u>RECOGNIZED YTD</u>	<u>BUDGET REMAINING</u>	<u>PERCENT REMAINING</u>
<i>Transfer Station</i>				
Association Revenue - NGRM	\$ 20,000	\$ 14,708	\$ 5,292	26.46%
Insurance Claims	0	6,933	(6,933)	n/a
State Reimb	0	90,040	n/a	n/a
Rental	16,200	12,150	4,050	25.00%
Net Transfers In from General Fund	<u>87,999</u>	<u>35,236</u>	<u>52,763</u>	59.96%
<i>Total Transfer Station Revenues</i>	<u>\$ 124,199</u>	<u>\$ 159,068</u>	<u>\$ 55,171</u>	44.42%

LUMPKIN COUNTY
FUND 540 TRANSFER STATION SUMMARY EXPENSES
For The Fiscal Year Starting 01/01/17

% OF YEAR REMAINING = 8.33%

<i>DESCRIPTION</i>	<i>2017 BUDGET</i>	<i>EXPENDED YTD</i>	<i>BUDGET REMAINING</i>	<i>PERCENT REMAINING</i>
<i>Transfer Station</i>				
Purchased and Contracted Services	\$ 26,850	\$ 7,235	\$ 19,615	73.06%
Salaries and Benefits - Recycling	52,696	46,804	5,892	11.18%
Purchased/Contracted Services - Recycling	25,653	23,637	2,016	7.86%
Supplies - Recycling	19,000	21,170	(2,170)	-11.42%
Other Costs	<u>0</u>	<u> </u>	<u>0</u>	0.00%
<i>Total Transfer Station Expenses</i>	<u>\$ 124,199</u>	<u>\$ 98,846</u>	<u>\$ 25,353</u>	20.41%