

The seal of Lumpkin County, Georgia, is a circular emblem. It features a central figure of a Native American man, likely a chief, holding a bow and arrow. The figure is set against a background of a landscape with a sun rising over mountains. The text "LUMPKIN COUNTY" is arched across the top, and "GEORGIA" is arched across the bottom. Below the figure, the words "AURARIA" and "EST. 1832" are visible.

Lumpkin County, Georgia

General Fund

Report of Revenues

And Expenditures


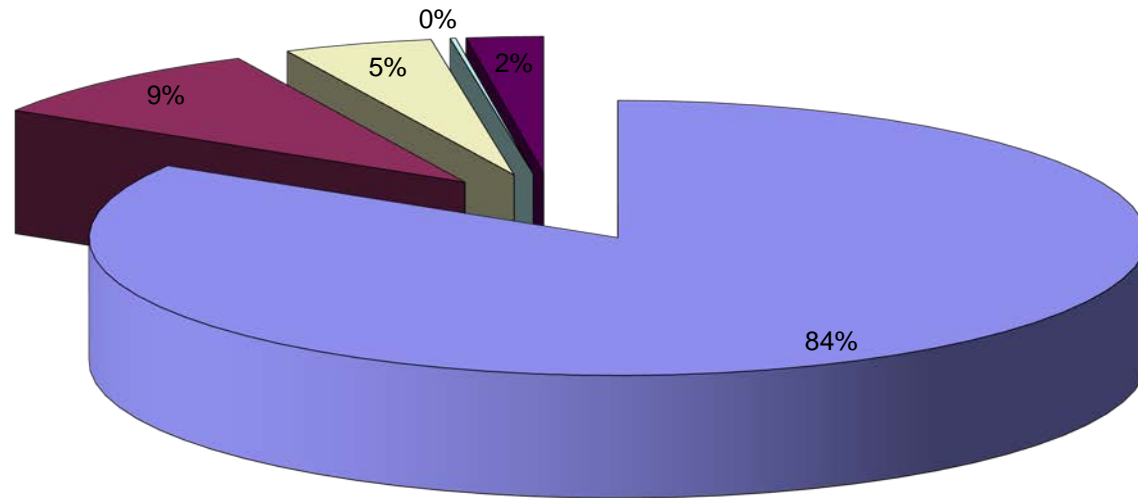
January 31, 2017

LUMPKIN COUNTY, GEORGIA

TABLE OF CONTENTS

	<u>PAGE</u>
Allocation of 2017 Revenue Budget – Graph	1
Summary of General Fund Revenues, Combined by Type	2
Summary of General Government Revenues, Combined by Department	3
Summary of Public Safety Revenues, Combined by Department	4
Summary of Judicial System Revenues, Combined by Department	5
Summary of Public Works Revenues, Combined by Department	6
Summary of Community Affairs Revenues, Combined by Department	7
Allocation of 2017 Expenditures Budget – Graph	8
Summary of General Fund Expenditures, Combined by Type	9
Summary of General Government Expenditures, Combined by Department	10
Summary of Public Safety Expenditures, Combined by Department	11
Summary of Judicial System Expenditures, Combined by Department	12
Summary of Public Works Expenditures, Combined by Department	13
Summary of Community Affairs Expenditures, Combined by Department	14
Summary of Transfers to Other Funds	15
Summary of Emergency 911 Revenues, Combined by Type	16
Summary of Emergency 911 Expenditures, Combined by Type	17
Summary of Transfer Station Revenues, Combined by Type	18
Summary of Transfer Station Expenses, Combined by Type	19

### Allocation of 2017 Budget - Revenues



**LUMPKIN COUNTY**  
**FUND 100 GENERAL FUND SUMMARY REVENUES**  
**For The Fiscal Year Starting 01/01/17**

**% OF YEAR REMAINING = 91.67%**

<i>DESCRIPTION</i>	<i>2017 BUDGET</i>	<i>RECOGNIZED YTD</i>	<i>BUDGET REMAINING</i>	<i>PERCENT REMAINING</i>
<b>General Government</b>	\$ 17,273,655	\$ 658,044	\$ 16,615,611	96.19%
<b>Public Safety</b>	1,886,639	89,546	1,797,093	95.25%
<b>Judicial System</b>	939,548	90,850	848,698	90.33%
<b>Public Works</b>	35,168	7,832	27,336	77.73%
<b>Community Affairs</b>	483,905	39,699	444,206	91.80%
<b>Total Revenues</b>	<u>\$ 20,618,915</u>	<u>\$ 885,971</u>	<u>\$ 19,732,944</u>	95.70%

**LUMPKIN COUNTY**  
**FUND 100 GENERAL FUND SUMMARY REVENUES**  
**For TheFiscal Year Starting 01/01/17**

**% OF YEAR REMAINING = 91.67%**

<u>DESCRIPTION</u>	<u>2017 BUDGET</u>	<u>RECOGNIZED YTD</u>	<u>BUDGET REMAINING</u>	<u>PERCENT REMAINING</u>
<b>General Government</b>				
Commissioner	\$ 4,208,531	\$ 38,730	\$ 4,169,801	99.08%
Tax Appraisers / Assessment	200	8	192	95.88%
Tax Commissioner	12,530,093	609,163	11,920,930	95.14%
Board of Elections	2	0	2	n/a
G.I.S.	6,800	795	6,005	88.31%
Administrative Support	481,615	0	481,615	100.00%
County Surveyor	14,079	0	14,079	n/a
Reimbursement	14,600		14,600	100.00%
Financial Administration	<u>17,735</u>	<u>9,347</u>	<u>8,388</u>	47.30%
<b>Total General Government Revenues</b>	<u>\$ 17,273,655</u>	<u>\$ 658,044</u>	<u>\$ 16,615,611</u>	96.19%

**LUMPKIN COUNTY**  
**FUND 100 GENERAL FUND SUMMARY REVENUES**  
**For The Fiscal Year Starting 01/01/17**

**% OF YEAR REMAINING = 91.67%**

<i>DESCRIPTION</i>	<i>2017 BUDGET</i>	<i>RECOGNIZED YTD</i>	<i>BUDGET REMAINING</i>	<i>PERCENT REMAINING</i>
<b><i>Public Safety</i></b>				
Sheriff	\$ 177,624	\$ 2,867	\$ 174,758	98.39%
Detention Center	192,000	13,606	178,394	92.91%
Drug Task Force	<u>17,460</u>	<u>1,735</u>	<u>15,725</u>	90.06%
Total Sheriff	<u>\$ 387,084</u>	<u>\$ 18,207</u>	<u>\$ 368,877</u>	95.30%
Emergency Services	\$ 1,367,457	\$ 70,030	\$ 1,297,427	94.88%
Emergency Management	11,103	0	11,103	100.00%
Public Transportation	<u>120,995</u>	<u>1,309</u>	<u>119,686</u>	98.92%
<b><i>Total Public Safety Revenues</i></b>	<b><u>\$ 1,886,639</u></b>	<b><u>\$ 89,546</u></b>	<b><u>\$ 1,797,093</u></b>	<b>95.25%</b>

**LUMPKIN COUNTY**  
**FUND 100 GENERAL FUND SUMMARY REVENUES**  
**For The Fiscal Year Starting 01/01/17**

**% OF YEAR REMAINING = 91.67%**

<u>DESCRIPTION</u>	<u>2017 BUDGET</u>	<u>RECOGNIZED YTD</u>	<u>BUDGET REMAINING</u>	<u>PERCENT REMAINING</u>
<b><i>Judicial System</i></b>				
Clerk Superior Court	\$ 565,015	\$ 57,843	\$ 507,172	0.00%
Magistrate Court	15,000	1,158	13,842	92.28%
Probate Court	333,500	29,535	303,965	91.14%
Enotah Judicial Circuit	2,033	0	2,033	100.00%
Victims' Assistance	24,000	2,314	21,686	90.36%
<b><i>Total Judicial System Revenues</i></b>	<b><u>\$ 939,548</u></b>	<b><u>\$ 90,850</u></b>	<b><u>\$ 848,698</u></b>	<b>90.33%</b>

**LUMPKIN COUNTY**  
**FUND 100 GENERAL FUND SUMMARY REVENUES**  
**For The Fiscal Year Starting 01/01/17**

**% OF YEAR REMAINING = 91.67%**

<i>DESCRIPTION</i>	<i>2017 BUDGET</i>	<i>RECOGNIZED YTD</i>	<i>BUDGET REMAINING</i>	<i>PERCENT REMAINING</i>
<b><i>Public Works</i></b>				
Roads & Bridges	\$ 1,500	\$ 45	\$ 1,455	97.00%
Airport	<u>33,668</u>	<u>7,787</u>	<u>25,881</u>	76.87%
<b><i>Total Public Works Revenues</i></b>	<b><u>\$ 35,168</u></b>	<b><u>\$ 7,832</u></b>	<b><u>\$ 27,336</u></b>	<b>77.73%</b>

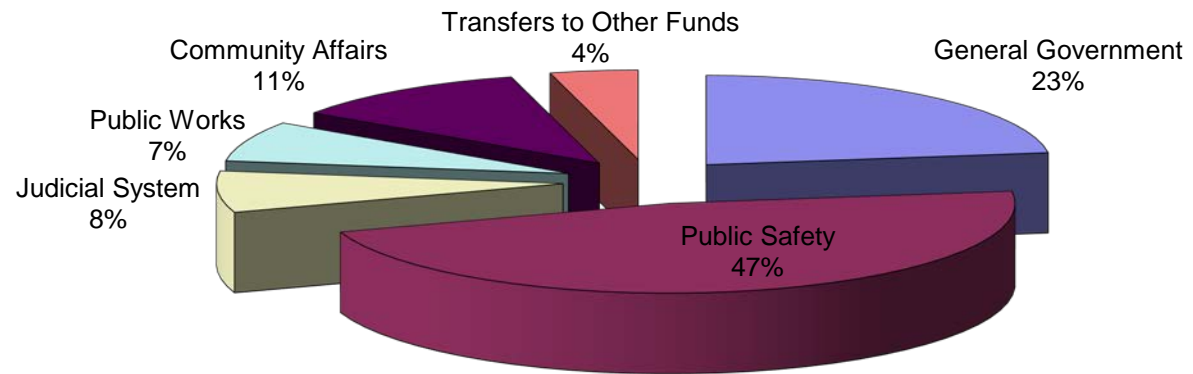


**LUMPKIN COUNTY**  
**FUND 100 GENERAL FUND SUMMARY REVENUES**  
**For The Fiscal Year Starting 01/01/17**

**% OF YEAR REMAINING = 91.67%**

<i>DESCRIPTION</i>	<i>2017 BUDGET</i>	<i>RECOGNIZED YTD</i>	<i>BUDGET REMAINING</i>	<i>PERCENT REMAINING</i>
<b><i>Community Affairs</i></b>				
Parks and Recreation	\$ 285,175	\$ 24,391	\$ 260,784	91.45%
Senior Center	167,430	11,094	156,336	93.37%
Animal Shelter	<u>31,300</u>	<u>4,214</u>	<u>27,086</u>	86.54%
<b><i>Total Community Affairs Revenues</i></b>	<b><u>\$ 483,905</u></b>	<b><u>\$ 39,699</u></b>	<b><u>\$ 444,206</u></b>	91.80%

## Allocation of 2017 Budget - Expenditures



**LUMPKIN COUNTY**  
**FUND 100 GENERAL FUND SUMMARY EXPENDITURES**  
**For The Fiscal Year Starting 01/01/17**

**% OF YEAR REMAINING = 91.67%**

<i>DESCRIPTION</i>	<i>2017 BUDGET</i>	<i>EXPENDED YTD</i>	<i>BUDGET REMAINING</i>	<i>PERCENT REMAINING</i>
<b>General Government</b>	\$ 4,709,510	\$ 366,816	\$ 4,342,694	92.21%
<b>Public Safety</b>	9,686,764	835,392	8,851,372	91.38%
<b>Judicial System</b>	1,534,692	195,221	1,339,471	87.28%
<b>Public Works</b>	1,503,131	121,735	1,381,396	91.90%
<b>Community Affairs</b>	2,339,085	237,217	2,101,868	89.86%
<b>Transfers to Other Funds</b>	<u>845,733</u>	<u>31,171</u>	<u>814,562</u>	96.31%
<b>Total Expenditures</b>	<u>\$ 20,618,915</u>	<u>\$ 1,787,552</u>	<u>\$ 18,831,363</u>	91.33%

**LUMPKIN COUNTY**  
**FUND 100 GENERAL FUND SUMMARY EXPENDITURES**  
**For The Fiscal Year Starting 01/01/17**

**% OF YEAR REMAINING = 91.67%**

<u>DESCRIPTION</u>	<u>2017 BUDGET</u>	<u>EXPENDED YTD</u>	<u>BUDGET REMAINING</u>	<u>PERCENT REMAINING</u>
<b>General Government</b>				
Commissioner	\$ 115,845	\$ 14,739	\$ 101,106	87.28%
County Manager	258,020	24,033	233,987	90.69%
Board of Elections / Registrar	169,350	12,336	157,014	92.72%
Financial Administration	524,362	52,588	471,774	89.97%
Legal	130,000	0	130,000	100.00%
GIS	81,912	9,647	72,265	88.22%
Human Resources	228,073	22,413	205,660	90.17%
Tax Commissioner	407,478	48,561	358,917	88.08%
Tax Appraisers / Assessment	432,968	42,881	390,087	90.10%
Board of Equalization	10,535	557	9,978	94.71%
Risk Management	20,000	6,512	13,489	67.44%
ADA Mitigation	200,000	0	200,000	100.00%
Public Buildings	803,338	72,959	730,379	90.92%
County Surveyor	15,641	0	15,641	100.00%
Administrative Support	952,300	42,840	909,460	95.50%
General Administration Fees	27,323	6,831	20,492	75.00%
Debt Service	<u>332,365</u>	<u>9,920</u>	<u>322,445</u>	97.02%
<b>Total General Government Expenditures</b>	<b>\$ <u>4,709,510</u></b>	<b>\$ <u>366,816</u></b>	<b>\$ <u>4,342,694</u></b>	<b>92.21%</b>

**LUMPKIN COUNTY**  
**FUND 100 GENERAL FUND SUMMARY EXPENDITURES**  
**For The Fiscal Year Starting 01/01/17**

**% OF YEAR REMAINING = 91.67%**

<u>DESCRIPTION</u>	<u>2017 BUDGET</u>	<u>EXPENDED YTD</u>	<u>BUDGET REMAINING</u>	<u>PERCENT REMAINING</u>
<b>Public Safety</b>				
Sheriff - Administration	\$ 4,657,697	\$ 439,039	\$ 4,218,658	90.57%
Sheriff - Special Services	36,700	4,614	32,086	87.43%
Sheriff-Criminal Investigation	40,050	215	39,835	99.46%
Drug Task Force	57,211	5,564	51,647	90.28%
Sheriff-Uniform Patrol	144,450	3,233	141,217	97.76%
Detention Center	608,500	60,228	548,272	90.10%
Sheriff - CT Services - Warrant	<u>27,725</u>	<u>409</u>	<u>27,316</u>	98.52%
Total Sheriff	<u>\$ 5,572,333</u>	<u>\$ 513,302</u>	<u>\$ 5,059,031</u>	90.79%
Emergency Services	\$ 3,786,504	\$ 293,318	\$ 3,493,186	92.25%
Emergency Management	107,122	12,427	94,695	88.40%
Coroner	56,823	3,111	53,712	94.52%
Public Transportation	<u>163,982</u>	<u>13,234</u>	<u>150,748</u>	91.93%
<b>Total Public Safety Expenditures</b>	<u><u>\$ 9,686,764</u></u>	<u><u>\$ 835,392</u></u>	<u><u>\$ 8,851,372</u></u>	91.38%

**LUMPKIN COUNTY**  
**FUND 100 GENERAL FUND SUMMARY EXPENDITURES**  
**For The Fiscal Year Starting 01/01/17**

**% OF YEAR REMAINING = 91.67%**

<u>DESCRIPTION</u>	<u>2017 BUDGET</u>	<u>EXPENDED YTD</u>	<u>BUDGET REMAINING</u>	<u>PERCENT REMAINING</u>
<b><i>Judicial System</i></b>				
Enotah Judicial Circuit	\$ 214,563	\$ 52,104	\$ 162,459	75.72%
Superior Court	208,349	37,042	171,307	82.22%
Capital Trial	2,500	0	2,500	100.00%
Clerk Superior Court	584,703	53,223	531,480	90.90%
District Attorney	5,000	76	4,924	98.48%
Victims' Assistance	24,000	0	24,000	100.00%
Magistrate Court	231,508	22,577	208,931	90.25%
Probate Court	264,069	30,199	233,870	88.56%
<b><i>Total Judicial System Expenditures</i></b>	<b><u>\$ 1,534,692</u></b>	<b><u>\$ 195,221</u></b>	<b><u>\$ 1,339,471</u></b>	<b>87.28%</b>

**LUMPKIN COUNTY**  
**FUND 100 GENERAL FUND SUMMARY EXPENDITURES**  
**For The Fiscal Year Starting 01/01/17**

**% OF YEAR REMAINING = 91.67%**

<u>DESCRIPTION</u>	<u>2017 BUDGET</u>	<u>EXPENDED YTD</u>	<u>BUDGET REMAINING</u>	<u>PERCENT REMAINING</u>
<b><i>Public Works</i></b>				
Admin-Public Works	\$ 48,676	\$ 6,510	\$ 42,166	86.63%
Roads & Bridges	1,191,597	86,084	1,105,513	92.78%
Fleet Maintenance	235,686	26,481	209,205	88.76%
Airport	<u>27,172</u>	<u>2,660</u>	<u>24,512</u>	90.21%
<b><i>Total Public Works Expenditures</i></b>	<b><u>\$ 1,503,131</u></b>	<b><u>\$ 121,735</u></b>	<b><u>\$ 1,381,396</u></b>	<b>91.90%</b>

**LUMPKIN COUNTY**  
**FUND 100 GENERAL FUND SUMMARY EXPENDITURES**  
**For The Fiscal Year Ending 01/01/17**

**% OF YEAR REMAINING = 91.67%**

<u>DESCRIPTION</u>	<u>2017 BUDGET</u>	<u>EXPENDED YTD</u>	<u>BUDGET REMAINING</u>	<u>PERCENT REMAINING</u>
<b><i>Community Affairs</i></b>				
Animal Shelter	\$ 320,640	\$ 22,742	\$ 297,898	92.91%
Health Department appropriation	209,199	17,433	191,766	91.67%
D.F.A.C.S.	15,000	0	15,000	100.00%
Senior Center	325,089	36,062	289,027	88.91%
Parks and Recreation	1,012,129	57,135	954,994	94.35%
Library appropriation	400,000	100,000	300,000	75.00%
County Ext. Service	<u>57,028</u>	<u>3,845</u>	<u>53,183</u>	93.26%
<b><i>Total Community Affairs</i></b>	<u>\$ 2,339,085</u>	<u>\$ 237,217</u>	<u>\$ 2,101,868</u>	89.86%



**LUMPKIN COUNTY**  
**FUND 100 GENERAL FUND SUMMARY EXPENDITURES**  
**For The Fiscal Year Starting 01/01/17**

**% OF YEAR REMAINING = 91.67%**

<u>DESCRIPTION</u>	<u>2017 BUDGET</u>	<u>EXPENDED YTD</u>	<u>BUDGET REMAINING</u>	<u>PERCENT REMAINING</u>
<b><i>Transfers to Other Funds</i></b>				
Net transfers to Capital Projects Funds	\$ 281,615	\$ 0	\$ 281,615	100.00%
Net Transfers to Solid Waste	87,999	0	87,999	100.00%
Net Transfers to E911	288,176	0	288,176	100.00%
Net Transfers to Public Defender	124,685	31,171	93,514	75.00%
Net Transfers to Grant Fund	<u>63,258</u>	<u>0</u>	<u>63,258</u>	100.00%
<b><i>Total Transfers to Other Funds</i></b>	<b><u>\$ 845,733</u></b>	<b><u>\$ 31,171</u></b>	<b><u>\$ 814,562</u></b>	<b>96.31%</b>

**LUMPKIN COUNTY**  
**FUND 215 EMERGENCY 911 SUMMARY REVENUES**  
**For The Fiscal Year Starting 01/01/17**

**% OF YEAR REMAINING = 91.67%**

<u>DESCRIPTION</u>	<u>2017 BUDGET</u>	<u>RECOGNIZED YTD</u>	<u>BUDGET REMAINING</u>	<u>PERCENT REMAINING</u>
<b><i>Emergency 911</i></b>				
Telephone Charges - Land Lines	\$ 155,000	\$ 0	\$ 155,000	100.00%
Telephone Charges - Cell Phones	318,000	0	318,000	100.00%
E911 Record Copies	100	0	100	100.00%
Pre-paid Wireless Revenue	59,100	0	59,100	100.00%
Net Transfers In from General Fund	<u>288,176</u>	<u>0</u>	<u>288,176</u>	100.00%
<b><i>Total Emergency 911 Revenues</i></b>	<b><u>\$ 820,376</u></b>	<b><u>\$ 0</u></b>	<b><u>\$ 820,376</u></b>	100.00%

**LUMPKIN COUNTY**  
**FUND 215 EMERGENCY 911 SUMMARY EXPENDITURES**  
**For The Fiscal Year Starting 01/01/17**

**% OF YEAR REMAINING = 91.67%**

<i>DESCRIPTION</i>	<i>2017 BUDGET</i>	<i>EXPENDED YTD</i>	<i>BUDGET REMAINING</i>	<i>PERCENT REMAINING</i>
<b><i>Emergency 911</i></b>				
Salaries and Benefits	\$ 632,726	\$ 44,500	\$ 588,226	92.97%
Purchased and Contracted Services	129,550	28,104	101,446	78.31%
Supplies and Other Costs	<u>58,100</u>	<u>27</u>	<u>58,074</u>	99.95%
<b><i>Total Emergency 911 Expenditures</i></b>	<b><u>\$ 820,376</u></b>	<b><u>\$ 72,631</u></b>	<b><u>\$ 747,745</u></b>	91.15%

**LUMPKIN COUNTY**  
**FUND 540 TRANSFER STATION SUMMARY REVENUES**  
**For The Fiscal Year Starting 01/01/17**

**% OF YEAR REMAINING = 91.67%**

<u>DESCRIPTION</u>	<u>2017 BUDGET</u>	<u>RECOGNIZED YTD</u>	<u>BUDGET REMAINING</u>	<u>PERCENT REMAINING</u>
<b><i>Transfer Station</i></b>				
Association Revenue - NGRM	\$ 20,000	\$ 698	\$ 19,302	96.51%
Rental	16,200	2,700	13,500	83.33%
Net Transfers In from General Fund	<u>87,999</u>	<u>0</u>	<u>87,999</u>	100.00%
<b><i>Total Transfer Station Revenues</i></b>	<b><u>\$ 124,199</u></b>	<b><u>\$ 3,398</u></b>	<b><u>\$ 120,801</u></b>	<b>97.26%</b>

**LUMPKIN COUNTY**  
**FUND 540 TRANSFER STATION SUMMARY EXPENSES**  
**For The Fiscal Year Starting 01/01/17**

**% OF YEAR REMAINING = 91.67%**

<i>DESCRIPTION</i>	<i>2017 BUDGET</i>	<i>EXPENDED YTD</i>	<i>BUDGET REMAINING</i>	<i>PERCENT REMAINING</i>
<b><i>Transfer Station</i></b>				
Purchased and Contracted Services	\$ 26,850	\$ 0	\$ 26,850	100.00%
Salaries and Benefits - Recycling	52,696	7,717	44,979	85.36%
Purchased/Contracted Services - Recycling	25,653	400	25,253	98.44%
Supplies - Recycling	19,000	414	18,586	97.82%
Other Costs	<u>0</u>	<u>          </u>	<u>0</u>	0.00%
<b><i>Total Transfer Station Expenses</i></b>	<b><u>\$ 124,199</u></b>	<b><u>\$ 8,531</u></b>	<b><u>\$ 115,668</u></b>	<b>93.13%</b>