

The seal of Lumpkin County, Georgia, is a circular emblem. It features a central figure of a Native American man, likely a chief, holding a bow and arrow. The figure is set against a background of a landscape with a sun rising over mountains. The text "LUMPKIN COUNTY" is arched across the top, and "GEORGIA" is arched across the bottom. Below the figure, the words "AURARIA" and "EST. 1832" are visible.

Lumpkin County, Georgia

General Fund

Report of Revenues

And Expenditures


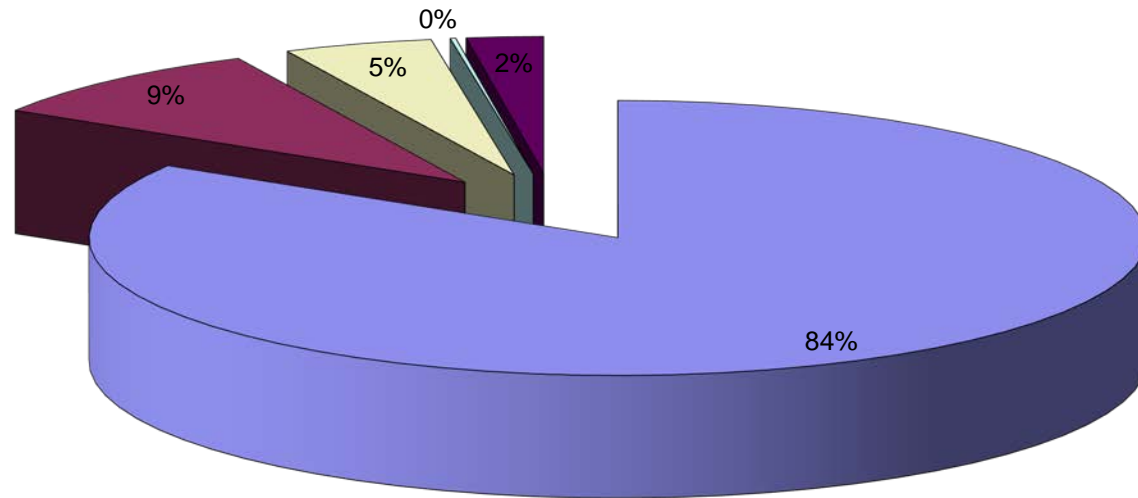
October 31, 2017

LUMPKIN COUNTY, GEORGIA

TABLE OF CONTENTS

	<u>PAGE</u>
Allocation of 2017 Revenue Budget – Graph	1
Summary of General Fund Revenues, Combined by Type	2
Summary of General Government Revenues, Combined by Department	3
Summary of Public Safety Revenues, Combined by Department	4
Summary of Judicial System Revenues, Combined by Department	5
Summary of Public Works Revenues, Combined by Department	6
Summary of Community Affairs Revenues, Combined by Department	7
Allocation of 2017 Expenditures Budget – Graph	8
Summary of General Fund Expenditures, Combined by Type	9
Summary of General Government Expenditures, Combined by Department	10
Summary of Public Safety Expenditures, Combined by Department	11
Summary of Judicial System Expenditures, Combined by Department	12
Summary of Public Works Expenditures, Combined by Department	13
Summary of Community Affairs Expenditures, Combined by Department	14
Summary of Transfers to Other Funds	15
Summary of Emergency 911 Revenues, Combined by Type	16
Summary of Emergency 911 Expenditures, Combined by Type	17
Summary of Transfer Station Revenues, Combined by Type	18
Summary of Transfer Station Expenses, Combined by Type	19

Allocation of 2017 Budget - Revenues



LUMPKIN COUNTY
FUND 100 GENERAL FUND SUMMARY REVENUES
For The Fiscal Year Starting 01/01/17

% OF YEAR REMAINING = 16.67%

<i>DESCRIPTION</i>	<i>2017 BUDGET</i>	<i>RECOGNIZED YTD</i>	<i>BUDGET REMAINING</i>	<i>PERCENT REMAINING</i>
General Government	\$ 17,273,655	\$ 15,035,747	\$ 2,237,908	12.96%
Public Safety	1,886,639	1,124,840	761,799	40.38%
Judicial System	939,548	860,315	79,233	8.43%
Public Works	35,168	28,326	6,842	19.46%
Community Affairs	483,905	378,113	105,792	21.86%
Total Revenues	<u>\$ 20,618,915</u>	<u>\$ 17,427,342</u>	<u>\$ 3,191,573</u>	15.48%

LUMPKIN COUNTY
FUND 100 GENERAL FUND SUMMARY REVENUES
For TheFiscal Year Starting 01/01/17

% OF YEAR REMAINING = 16.67%

<u>DESCRIPTION</u>	<u>2017 BUDGET</u>	<u>RECOGNIZED YTD</u>	<u>BUDGET REMAINING</u>	<u>PERCENT REMAINING</u>
<i>General Government</i>				
Commissioner	\$ 4,208,531	\$ 3,816,065	\$ 392,466	9.33%
Tax Appraisers / Assessment	200	121	79	39.63%
Tax Commissioner	12,530,093	11,181,614	1,348,479	10.76%
Board of Elections	2	0	2	n/a
G.I.S.	6,800	7,750	(950)	-13.97%
Administrative Support	481,615	10,660	470,955	97.79%
County Surveyor	14,079	0	14,079	n/a
Reimbursement	14,600	303	14,297	97.92%
Financial Administration	17,735	19,234	(1,499)	-8.45%
<i>Total General Government Revenues</i>	<u>\$ 17,273,655</u>	<u>\$ 15,035,747</u>	<u>\$ 2,237,908</u>	12.96%

LUMPKIN COUNTY
FUND 100 GENERAL FUND SUMMARY REVENUES
For The Fiscal Year Starting 01/01/17

% OF YEAR REMAINING = 16.67%

<i>DESCRIPTION</i>	<i>2017 BUDGET</i>	<i>RECOGNIZED YTD</i>	<i>BUDGET REMAINING</i>	<i>PERCENT REMAINING</i>
<i>Public Safety</i>				
Sheriff	\$ 177,624	\$ 173,256	\$ 4,368	2.46%
Detention Center	192,000	226,187	(34,187)	-17.81%
Drug Task Force	<u>17,460</u>	<u>17,240</u>	<u>220</u>	1.26%
Total Sheriff	<u>\$ 387,084</u>	<u>\$ 416,684</u>	<u>\$ (29,600)</u>	-7.65%
Emergency Services	\$ 1,367,457	\$ 661,905	\$ 705,552	51.60%
Emergency Management	11,103	0	11,103	100.00%
Public Transportation	<u>120,995</u>	<u>46,252</u>	<u>74,743</u>	61.77%
<i>Total Public Safety Revenues</i>	<u>\$ 1,886,639</u>	<u>\$ 1,124,840</u>	<u>\$ 761,799</u>	40.38%

LUMPKIN COUNTY
FUND 100 GENERAL FUND SUMMARY REVENUES
For The Fiscal Year Starting 01/01/17

% OF YEAR REMAINING = 16.67%

<u>DESCRIPTION</u>	<u>2017 BUDGET</u>	<u>RECOGNIZED YTD</u>	<u>BUDGET REMAINING</u>	<u>PERCENT REMAINING</u>
<i>Judicial System</i>				
Clerk Superior Court	\$ 565,015	\$ 524,192	\$ 40,823	0.00%
Magistrate Court	15,000	2,744	12,256	81.71%
Probate Court	333,500	312,423	21,077	6.32%
Enotah Judicial Circuit	2,033	0	2,033	100.00%
Victims' Assistance	24,000	20,956	3,044	12.68%
<i>Total Judicial System Revenues</i>	<u>\$ 939,548</u>	<u>\$ 860,315</u>	<u>\$ 79,233</u>	8.43%

LUMPKIN COUNTY
FUND 100 GENERAL FUND SUMMARY REVENUES
For The Fiscal Year Starting 01/01/17

% OF YEAR REMAINING = 16.67%

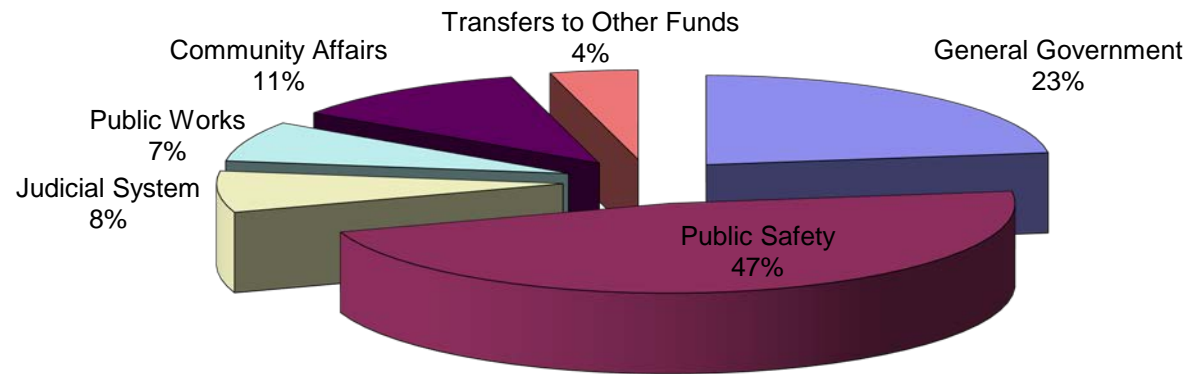
<u>DESCRIPTION</u>	<u>2017 BUDGET</u>	<u>RECOGNIZED YTD</u>	<u>BUDGET REMAINING</u>	<u>PERCENT REMAINING</u>
<i>Public Works</i>				
Roads & Bridges	\$ 1,500	\$ 721	\$ 779	51.95%
Airport	<u>33,668</u>	<u>27,605</u>	<u>6,063</u>	18.01%
<i>Total Public Works Revenues</i>	<u>\$ 35,168</u>	<u>\$ 28,326</u>	<u>\$ 6,842</u>	19.46%

LUMPKIN COUNTY
FUND 100 GENERAL FUND SUMMARY REVENUES
For The Fiscal Year Starting 01/01/17

% OF YEAR REMAINING = 16.67%

<i>DESCRIPTION</i>	<i>2017 BUDGET</i>	<i>RECOGNIZED YTD</i>	<i>BUDGET REMAINING</i>	<i>PERCENT REMAINING</i>
<i>Community Affairs</i>				
Parks and Recreation	\$ 285,175	\$ 247,887	\$ 37,288	13.08%
Senior Center	167,430	101,226	66,204	39.54%
Animal Shelter	<u>31,300</u>	<u>29,000</u>	<u>2,300</u>	7.35%
<i>Total Community Affairs Revenues</i>	<u>\$ 483,905</u>	<u>\$ 378,113</u>	<u>\$ 105,792</u>	21.86%

Allocation of 2017 Budget - Expenditures



LUMPKIN COUNTY
FUND 100 GENERAL FUND SUMMARY EXPENDITURES
For The Fiscal Year Starting 01/01/17

% OF YEAR REMAINING = 16.67%

<i>DESCRIPTION</i>	<i>2017 BUDGET</i>	<i>EXPENDED YTD</i>	<i>BUDGET REMAINING</i>	<i>PERCENT REMAINING</i>
General Government	\$ 4,709,510	\$ 2,754,342	\$ 1,955,168	41.52%
Public Safety	9,686,764	7,128,840	2,557,924	26.41%
Judicial System	1,534,692	1,351,908	182,784	11.91%
Public Works	1,503,131	1,105,583	397,548	26.45%
Community Affairs	2,339,085	1,790,370	548,715	23.46%
Transfers to Other Funds	<u>845,733</u>	<u>1,205,179</u>	<u>(359,446)</u>	-42.50%
Total Expenditures	<u>\$ 20,618,915</u>	<u>\$ 15,336,222</u>	<u>\$ 5,282,693</u>	25.62%

LUMPKIN COUNTY
FUND 100 GENERAL FUND SUMMARY EXPENDITURES
For The Fiscal Year Starting 01/01/17

% OF YEAR REMAINING = 16.67%

<i>DESCRIPTION</i>	<i>2017 BUDGET</i>	<i>EXPENDED YTD</i>	<i>BUDGET REMAINING</i>	<i>PERCENT REMAINING</i>
<i>General Government</i>				
Commissioner	\$ 115,845	\$ 100,987	\$ 14,858	12.83%
County Manager	258,020	207,718	50,302	19.50%
Board of Elections / Registrar	169,350	116,665	52,685	31.11%
Financial Administration	524,362	402,799	121,563	23.18%
Legal	130,000	43,984	86,016	66.17%
GIS	81,912	56,978	24,934	30.44%
Human Resources	228,073	179,680	48,393	21.22%
Tax Commissioner	407,478	332,608	74,870	18.37%
Tax Appraisers / Assessment	432,968	338,862	94,106	21.74%
Board of Equalization	10,535	7,750	2,785	26.43%
Risk Management	20,000	21,779	(1,779)	-8.89%
ADA Mitigation	200,000	298	199,702	99.85%
Public Buildings	803,338	648,079	155,259	19.33%
County Surveyor	15,641	2,272	13,369	85.47%
Administrative Support	952,300	157,344	794,956	83.48%
General Administration Fees	27,323	27,419	(96)	-0.35%
Debt Service	<u>332,365</u>	<u>109,119</u>	<u>223,246</u>	67.17%
<i>Total General Government Expenditures</i>	<u>\$ 4,709,510</u>	<u>\$ 2,754,342</u>	<u>\$ 1,955,168</u>	41.52%

LUMPKIN COUNTY
FUND 100 GENERAL FUND SUMMARY EXPENDITURES
For The Fiscal Year Starting 01/01/17

% OF YEAR REMAINING = 16.67%

<u>DESCRIPTION</u>	<u>2017 BUDGET</u>	<u>EXPENDED YTD</u>	<u>BUDGET REMAINING</u>	<u>PERCENT REMAINING</u>
Public Safety				
Sheriff - Administration	\$ 4,657,697	\$ 3,663,161	\$ 994,536	21.35%
Sheriff - Special Services	36,700	-	36,700	100.00%
Sheriff-Criminal Investigation	40,050	34,631	5,419	13.53%
Drug Task Force	57,211	46,796	10,415	18.20%
Sheriff-Uniform Patrol	144,450	122,171	22,279	15.42%
Detention Center	608,500	515,690	92,811	15.25%
Sheriff - CT Services - Warrant	<u>27,725</u>	<u>13,392</u>	<u>14,333</u>	51.70%
Total Sheriff	<u>\$ 5,572,333</u>	<u>\$ 4,395,840</u>	<u>\$ 1,176,493</u>	21.11%
Emergency Services	\$ 3,786,504	\$ 2,473,515	\$ 1,312,989	34.68%
Emergency Management	107,122	84,147	22,975	21.45%
Coroner	56,823	40,540	16,283	28.66%
Public Transportation	<u>163,982</u>	<u>134,798</u>	<u>29,184</u>	17.80%
Total Public Safety Expenditures	<u><u>\$ 9,686,764</u></u>	<u><u>\$ 7,128,840</u></u>	<u><u>\$ 2,557,924</u></u>	26.41%

LUMPKIN COUNTY
FUND 100 GENERAL FUND SUMMARY EXPENDITURES
For The Fiscal Year Starting 01/01/17

% OF YEAR REMAINING = 16.67%

<u>DESCRIPTION</u>	<u>2017 BUDGET</u>	<u>EXPENDED YTD</u>	<u>BUDGET REMAINING</u>	<u>PERCENT REMAINING</u>
<i>Judicial System</i>				
Enotah Judicial Circuit	\$ 214,563	\$ 220,366	\$ (5,803)	-2.70%
Superior Court	208,349	232,036	(23,687)	-11.37%
Capital Trial	2,500	0	2,500	100.00%
Clerk Superior Court	584,703	479,269	105,434	18.03%
District Attorney	5,000	2,192	2,808	56.16%
Victims' Assistance	24,000	21,575	2,425	10.10%
Magistrate Court	231,508	191,049	40,459	17.48%
Probate Court	264,069	205,422	58,647	22.21%
<i>Total Judicial System Expenditures</i>	\$ 1,534,692	\$ 1,351,908	\$ 182,784	11.91%

LUMPKIN COUNTY
FUND 100 GENERAL FUND SUMMARY EXPENDITURES
For The Fiscal Year Starting 01/01/17

% OF YEAR REMAINING = 16.67%

<u>DESCRIPTION</u>	<u>2017 BUDGET</u>	<u>EXPENDED YTD</u>	<u>BUDGET REMAINING</u>	<u>PERCENT REMAINING</u>
<i>Public Works</i>				
Admin-Public Works	\$ 48,676	\$ 43,394	\$ 5,282	10.85%
Roads & Bridges	1,191,597	851,675	339,922	28.53%
Fleet Maintenance	235,686	205,559	30,127	12.78%
Airport	<u>27,172</u>	<u>4,955</u>	<u>22,217</u>	81.76%
<i>Total Public Works Expenditures</i>	<u>\$ 1,503,131</u>	<u>\$ 1,105,583</u>	<u>\$ 397,548</u>	26.45%

LUMPKIN COUNTY
FUND 100 GENERAL FUND SUMMARY EXPENDITURES
For The Fiscal Year Ending 01/01/17

% OF YEAR REMAINING = 16.67%

<u>DESCRIPTION</u>	<u>2017 BUDGET</u>	<u>EXPENDED YTD</u>	<u>BUDGET REMAINING</u>	<u>PERCENT REMAINING</u>
Community Affairs				
Animal Shelter	\$ 320,640	\$ 247,182	\$ 73,458	22.91%
Health Department appropriation	209,199	174,333	34,867	16.67%
D.F.A.C.S.	15,000	15,000	0	0.00%
Senior Center	325,089	235,911	89,178	27.43%
Parks and Recreation	1,012,129	668,136	343,993	33.99%
Library appropriation	400,000	400,000	0	0.00%
County Ext. Service	<u>57,028</u>	<u>49,809</u>	<u>7,219</u>	12.66%
Total Community Affairs	<u>\$ 2,339,085</u>	<u>\$ 1,790,370</u>	<u>\$ 548,715</u>	23.46%

LUMPKIN COUNTY
FUND 100 GENERAL FUND SUMMARY EXPENDITURES
For The Fiscal Year Starting 01/01/17

% OF YEAR REMAINING = 16.67%

<u>DESCRIPTION</u>	<u>2017 BUDGET</u>	<u>EXPENDED YTD</u>	<u>BUDGET REMAINING</u>	<u>PERCENT REMAINING</u>
<i>Transfers to Other Funds</i>				
Net transfers to Capital Projects Funds	\$ 281,615	\$ 927,645	\$ (646,030)	-229.40%
Net Transfers to Solid Waste	87,999	35,236	52,763	59.96%
Net Transfers to E911	288,176	75,482	212,694	73.81%
Net Transfers to Public Defender	124,685	124,684	1	0.00%
Net Transfers to Other Funds	0	25,317	(25,317)	
Net Transfers to Grant Fund	<u>63,258</u>	<u>16,814</u>	<u>46,444</u>	73.42%
<i>Total Transfers to Other Funds</i>	<u>\$ 845,733</u>	<u>\$ 1,205,179</u>	<u>\$ (359,446)</u>	-42.50%

LUMPKIN COUNTY
FUND 215 EMERGENCY 911 SUMMARY REVENUES
For The Fiscal Year Starting 01/01/17

% OF YEAR REMAINING = 16.67%

<u>DESCRIPTION</u>	<u>2017 BUDGET</u>	<u>RECOGNIZED YTD</u>	<u>BUDGET REMAINING</u>	<u>PERCENT REMAINING</u>
<i>Emergency 911</i>				
Telephone Charges - Land Lines	\$ 155,000	\$ 101,929	\$ 53,071	34.24%
Telephone Charges - Cell Phones	318,000	202,158	115,842	36.43%
E911 Record Copies	100	13	88	87.50%
Fireworks Excist	0	43	(43) n/a	
Pre-paid Wireless Revenue	59,100	45,373	13,727	23.23%
Net Transfers In from General Fund	<u>288,176</u>	<u>75,482</u>	<u>212,694</u>	73.81%
<i>Total Emergency 911 Revenues</i>	<u>\$ 820,376</u>	<u>\$ 424,997</u>	<u>\$ 395,379</u>	48.19%

LUMPKIN COUNTY
FUND 215 EMERGENCY 911 SUMMARY EXPENDITURES
For The Fiscal Year Starting 01/01/17

% OF YEAR REMAINING = 16.67%

<i>DESCRIPTION</i>	<i>2017 BUDGET</i>	<i>EXPENDED YTD</i>	<i>BUDGET REMAINING</i>	<i>PERCENT REMAINING</i>
<i>Emergency 911</i>				
Salaries and Benefits	\$ 632,726	\$ 413,990	\$ 218,736	34.57%
Purchased and Contracted Services	129,550	96,027	33,523	25.88%
Supplies and Other Costs	<u>58,100</u>	<u>22,929</u>	<u>35,171</u>	60.54%
<i>Total Emergency 911 Expenditures</i>	<u>\$ 820,376</u>	<u>\$ 532,946</u>	<u>\$ 287,430</u>	35.04%

LUMPKIN COUNTY
FUND 540 TRANSFER STATION SUMMARY REVENUES
For The Fiscal Year Starting 01/01/17

% OF YEAR REMAINING = 16.67%

<u>DESCRIPTION</u>	<u>2017 BUDGET</u>	<u>RECOGNIZED YTD</u>	<u>BUDGET REMAINING</u>	<u>PERCENT REMAINING</u>
<i>Transfer Station</i>				
Association Revenue - NGRM	\$ 20,000	\$ 14,708	\$ 5,292	26.46%
Insurance Claims	0	6,933	(6,933)	n/a
State Reimb	0	90,040	n/a	n/a
Rental	16,200	12,150	4,050	25.00%
Net Transfers In from General Fund	<u>87,999</u>	<u>35,236</u>	<u>52,763</u>	59.96%
<i>Total Transfer Station Revenues</i>	<u>\$ 124,199</u>	<u>\$ 159,068</u>	<u>\$ 55,171</u>	44.42%

LUMPKIN COUNTY
FUND 540 TRANSFER STATION SUMMARY EXPENSES
For The Fiscal Year Starting 01/01/17

% OF YEAR REMAINING = 16.67%

<i>DESCRIPTION</i>	<i>2017 BUDGET</i>	<i>EXPENDED YTD</i>	<i>BUDGET REMAINING</i>	<i>PERCENT REMAINING</i>
<i>Transfer Station</i>				
Purchased and Contracted Services	\$ 26,850	\$ 7,235	\$ 19,615	73.06%
Salaries and Benefits - Recycling	52,696	44,779	7,917	15.02%
Purchased/Contracted Services - Recycling	25,653	23,602	2,051	7.99%
Supplies - Recycling	19,000	19,564	(564)	-2.97%
Other Costs	<u>0</u>	<u> </u>	<u>0</u>	0.00%
<i>Total Transfer Station Expenses</i>	<u>\$ 124,199</u>	<u>\$ 95,180</u>	<u>\$ 29,019</u>	23.36%