

The seal of Lumpkin County, Georgia, is a circular emblem. It features a central figure of a Native American man, likely a chief, holding a bow and arrow. The figure is set against a background of a rising sun and a mountain range. The text "LUMPKIN COUNTY" is arched across the top, and "GEORGIA" is arched across the bottom. Below the figure, the words "AURARIA" and "EST. 1832" are visible.

Lumpkin County, Georgia

General Fund

Report of Revenues

And Expenditures


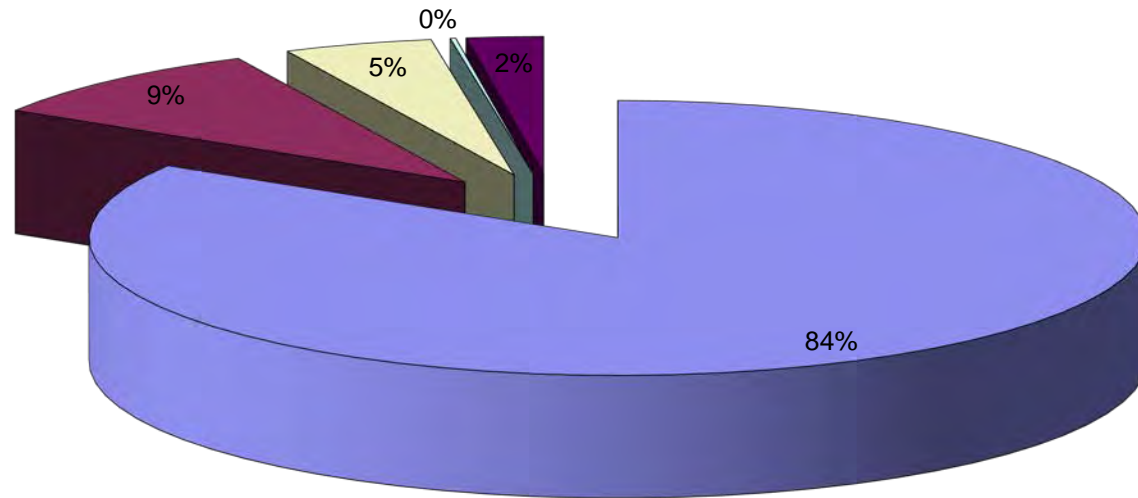
June 30, 2017

LUMPKIN COUNTY, GEORGIA

TABLE OF CONTENTS

	<u>PAGE</u>
Allocation of 2017 Revenue Budget – Graph	1
Summary of General Fund Revenues, Combined by Type	2
Summary of General Government Revenues, Combined by Department	3
Summary of Public Safety Revenues, Combined by Department	4
Summary of Judicial System Revenues, Combined by Department	5
Summary of Public Works Revenues, Combined by Department	6
Summary of Community Affairs Revenues, Combined by Department	7
Allocation of 2017 Expenditures Budget – Graph	8
Summary of General Fund Expenditures, Combined by Type	9
Summary of General Government Expenditures, Combined by Department	10
Summary of Public Safety Expenditures, Combined by Department	11
Summary of Judicial System Expenditures, Combined by Department	12
Summary of Public Works Expenditures, Combined by Department	13
Summary of Community Affairs Expenditures, Combined by Department	14
Summary of Transfers to Other Funds	15
Summary of Emergency 911 Revenues, Combined by Type	16
Summary of Emergency 911 Expenditures, Combined by Type	17
Summary of Transfer Station Revenues, Combined by Type	18
Summary of Transfer Station Expenses, Combined by Type	19

Allocation of 2017 Budget - Revenues



LUMPKIN COUNTY
FUND 100 GENERAL FUND SUMMARY REVENUES
For The Fiscal Year Starting 01/01/17

% OF YEAR REMAINING = 59%

<i>DESCRIPTION</i>	<i>2017 BUDGET</i>	<i>RECOGNIZED YTD</i>	<i>BUDGET REMAINING</i>	<i>PERCENT REMAINING</i>
General Government	\$ 17,273,655	\$ 7,711,443	\$ 9,562,212	55.36%
Public Safety	1,886,639	459,614	1,427,025	75.64%
Judicial System	939,548	458,665	480,883	51.18%
Public Works	35,168	20,377	14,791	42.06%
Community Affairs	483,905	229,943	253,962	52.48%
Total Revenues	<u>\$ 20,618,915</u>	<u>\$ 8,880,043</u>	<u>\$ 11,738,872</u>	56.93%

LUMPKIN COUNTY
FUND 100 GENERAL FUND SUMMARY REVENUES
For TheFiscal Year Starting 01/01/17

% OF YEAR REMAINING = 59%

<u>DESCRIPTION</u>	<u>2017 BUDGET</u>	<u>RECOGNIZED YTD</u>	<u>BUDGET REMAINING</u>	<u>PERCENT REMAINING</u>
<i>General Government</i>				
Commissioner	\$ 4,208,531	\$ 1,299,302	\$ 2,909,229	69.13%
Tax Appraisers / Assessment	200	109	91	45.63%
Tax Commissioner	12,530,093	6,394,022	6,136,071	48.97%
Board of Elections	2	0	2	n/a
G.I.S.	6,800	3,777	3,023	44.46%
Administrative Support	481,615	0	481,615	100.00%
County Surveyor	14,079	0	14,079	n/a
Reimbursement	14,600	213	14,387	98.54%
Financial Administration	<u>17,735</u>	<u>14,020</u>	<u>3,715</u>	20.95%
<i>Total General Government Revenues</i>	<u>\$ 17,273,655</u>	<u>\$ 7,711,443</u>	<u>\$ 9,562,212</u>	55.36%

LUMPKIN COUNTY
FUND 100 GENERAL FUND SUMMARY REVENUES
For The Fiscal Year Starting 01/01/17

% OF YEAR REMAINING = 59%

<i>DESCRIPTION</i>	<i>2017 BUDGET</i>	<i>RECOGNIZED YTD</i>	<i>BUDGET REMAINING</i>	<i>PERCENT REMAINING</i>
<i>Public Safety</i>				
Sheriff	\$ 177,624	\$ 20,754	\$ 156,870	88.32%
Detention Center	192,000	118,319	73,681	38.38%
Drug Task Force	<u>17,460</u>	<u>12,006</u>	<u>5,454</u>	31.24%
Total Sheriff	<u>\$ 387,084</u>	<u>\$ 151,079</u>	<u>\$ 236,005</u>	60.97%
Emergency Services	\$ 1,367,457	\$ 301,803	\$ 1,065,654	77.93%
Emergency Management	11,103	0	11,103	100.00%
Public Transportation	<u>120,995</u>	<u>6,733</u>	<u>114,263</u>	94.44%
<i>Total Public Safety Revenues</i>	<u>\$ 1,886,639</u>	<u>\$ 459,614</u>	<u>\$ 1,427,025</u>	75.64%

LUMPKIN COUNTY
FUND 100 GENERAL FUND SUMMARY REVENUES
For The Fiscal Year Starting 01/01/17

% OF YEAR REMAINING = 59%

<u>DESCRIPTION</u>	<u>2017 BUDGET</u>	<u>RECOGNIZED YTD</u>	<u>BUDGET REMAINING</u>	<u>PERCENT REMAINING</u>
<i>Judicial System</i>				
Clerk Superior Court	\$ 565,015	\$ 279,082	\$ 285,933	0.00%
Magistrate Court	15,000	1,015	13,985	93.23%
Probate Court	333,500	165,947	167,553	50.24%
Enotah Judicial Circuit	2,033	0	2,033	100.00%
Victims' Assistance	<u>24,000</u>	<u>12,621</u>	<u>11,379</u>	47.41%
<i>Total Judicial System Revenues</i>	<u>\$ 939,548</u>	<u>\$ 458,665</u>	<u>\$ 480,883</u>	51.18%

LUMPKIN COUNTY
FUND 100 GENERAL FUND SUMMARY REVENUES
For The Fiscal Year Starting 01/01/17

% OF YEAR REMAINING = 59%

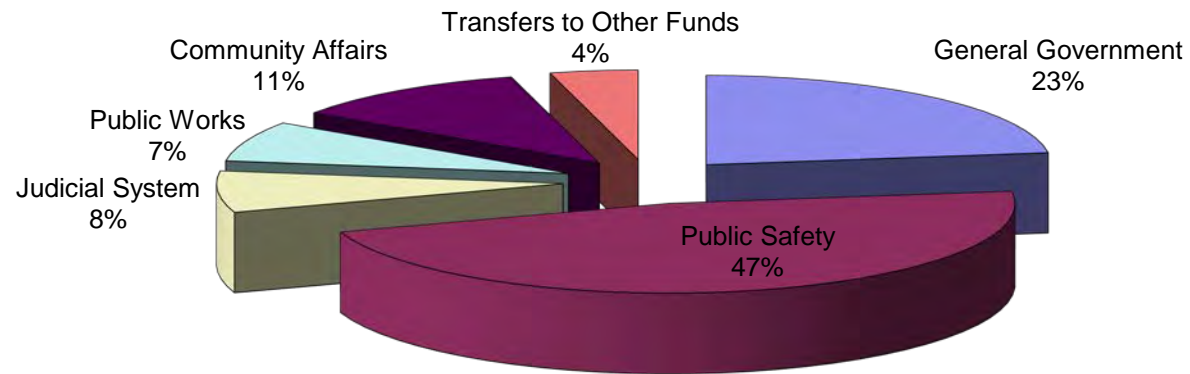
<i>DESCRIPTION</i>	<i>2017 BUDGET</i>	<i>RECOGNIZED YTD</i>	<i>BUDGET REMAINING</i>	<i>PERCENT REMAINING</i>
<i>Public Works</i>				
Roads & Bridges	\$ 1,500	\$ 310	\$ 1,190	79.33%
Airport	<u>33,668</u>	<u>20,067</u>	<u>13,601</u>	40.40%
<i>Total Public Works Revenues</i>	<u>\$ 35,168</u>	<u>\$ 20,377</u>	<u>\$ 14,791</u>	42.06%

LUMPKIN COUNTY
FUND 100 GENERAL FUND SUMMARY REVENUES
For The Fiscal Year Starting 01/01/17

% OF YEAR REMAINING = 59%

<i>DESCRIPTION</i>	<i>2017 BUDGET</i>	<i>RECOGNIZED YTD</i>	<i>BUDGET REMAINING</i>	<i>PERCENT REMAINING</i>
<i>Community Affairs</i>				
Parks and Recreation	\$ 285,175	\$ 158,338	\$ 126,837	44.48%
Senior Center	167,430	54,001	113,429	67.75%
Animal Shelter	<u>31,300</u>	<u>17,604</u>	<u>13,696</u>	43.76%
<i>Total Community Affairs Revenues</i>	<u>\$ 483,905</u>	<u>\$ 229,943</u>	<u>\$ 253,962</u>	52.48%

Allocation of 2017 Budget - Expenditures



LUMPKIN COUNTY
FUND 100 GENERAL FUND SUMMARY EXPENDITURES
For The Fiscal Year Starting 01/01/17

% OF YEAR REMAINING = 59%

<i>DESCRIPTION</i>	<i>2017 BUDGET</i>	<i>EXPENDED YTD</i>	<i>BUDGET REMAINING</i>	<i>PERCENT REMAINING</i>
General Government	\$ 4,709,510	\$ 1,672,920	\$ 3,036,590	64.48%
Public Safety	9,686,764	4,207,110	5,479,654	56.57%
Judicial System	1,534,692	795,469	739,223	48.17%
Public Works	1,503,131	652,460	850,671	56.59%
Community Affairs	2,339,085	1,004,331	1,334,754	57.06%
Transfers to Other Funds	<u>845,733</u>	<u>928,408</u>	<u>(82,675)</u>	-9.78%
Total Expenditures	<u>\$ 20,618,915</u>	<u>\$ 9,260,699</u>	<u>\$ 11,358,216</u>	55.09%

LUMPKIN COUNTY
FUND 100 GENERAL FUND SUMMARY EXPENDITURES
For The Fiscal Year Starting 01/01/17

% OF YEAR REMAINING = 59%

<i>DESCRIPTION</i>	<i>2017 BUDGET</i>	<i>EXPENDED YTD</i>	<i>BUDGET REMAINING</i>	<i>PERCENT REMAINING</i>
<i>General Government</i>				
Commissioner	\$ 115,845	\$ 64,243	\$ 51,602	44.54%
County Manager	258,020	123,967	134,053	51.95%
Board of Elections / Registrar	169,350	64,066	105,284	62.17%
Financial Administration	524,362	270,184	254,178	48.47%
Legal	130,000	27,462	102,538	78.88%
GIS	81,912	38,039	43,873	53.56%
Human Resources	228,073	110,139	117,934	51.71%
Tax Commissioner	407,478	197,653	209,825	51.49%
Tax Appraisers / Assessment	432,968	202,600	230,368	53.21%
Board of Equalization	10,535	2,958	7,577	71.92%
Risk Management	20,000	6,512	13,489	67.44%
ADA Mitigation	200,000	0	200,000	100.00%
Public Buildings	803,338	381,706	421,632	52.49%
County Surveyor	15,641	2,272	13,369	85.47%
Administrative Support	952,300	107,939	844,361	88.67%
General Administration Fees	27,323	13,661	13,662	50.00%
Debt Service	<u>332,365</u>	<u>59,520</u>	<u>272,845</u>	82.09%
<i>Total General Government Expenditures</i>	<u>\$ 4,709,510</u>	<u>\$ 1,672,920</u>	<u>\$ 3,036,590</u>	64.48%

LUMPKIN COUNTY
FUND 100 GENERAL FUND SUMMARY EXPENDITURES
For The Fiscal Year Starting 01/01/17

% OF YEAR REMAINING = 59%

<u>DESCRIPTION</u>	<u>2017 BUDGET</u>	<u>EXPENDED YTD</u>	<u>BUDGET REMAINING</u>	<u>PERCENT REMAINING</u>
Public Safety				
Sheriff - Administration	\$ 4,657,697	\$ 2,130,964	\$ 2,526,733	54.25%
Sheriff - Special Services	36,700	-	36,700	100.00%
Sheriff-Criminal Investigation	40,050	21,365	18,685	46.65%
Drug Task Force	57,211	27,604	29,607	51.75%
Sheriff-Uniform Patrol	144,450	71,000	73,450	50.85%
Detention Center	608,500	310,135	298,365	49.03%
Sheriff - CT Services - Warrant	<u>27,725</u>	<u>8,251</u>	<u>19,474</u>	70.24%
Total Sheriff	<u>\$ 5,572,333</u>	<u>\$ 2,569,320</u>	<u>\$ 3,003,013</u>	53.89%
Emergency Services	\$ 3,786,504	\$ 1,484,884	\$ 2,301,620	60.78%
Emergency Management	107,122	55,165	51,957	48.50%
Coroner	56,823	23,884	32,939	57.97%
Public Transportation	<u>163,982</u>	<u>73,858</u>	<u>90,124</u>	54.96%
Total Public Safety Expenditures	<u><u>\$ 9,686,764</u></u>	<u><u>\$ 4,207,110</u></u>	<u><u>\$ 5,479,654</u></u>	56.57%

LUMPKIN COUNTY
FUND 100 GENERAL FUND SUMMARY EXPENDITURES
For The Fiscal Year Starting 01/01/17

% OF YEAR REMAINING = 59%

<u>DESCRIPTION</u>	<u>2017 BUDGET</u>	<u>EXPENDED YTD</u>	<u>BUDGET REMAINING</u>	<u>PERCENT REMAINING</u>
<i>Judicial System</i>				
Enotah Judicial Circuit	\$ 214,563	\$ 108,595	\$ 105,968	49.39%
Superior Court	208,349	144,269	64,080	30.76%
Capital Trial	2,500	0	2,500	100.00%
Clerk Superior Court	584,703	289,381	295,322	50.51%
District Attorney	5,000	1,152	3,848	76.96%
Victims' Assistance	24,000	13,918	10,082	42.01%
Magistrate Court	231,508	113,326	118,182	51.05%
Probate Court	<u>264,069</u>	<u>124,830</u>	<u>139,239</u>	52.73%
<i>Total Judicial System Expenditures</i>	<u>\$ 1,534,692</u>	<u>\$ 795,469</u>	<u>\$ 739,223</u>	48.17%

LUMPKIN COUNTY
FUND 100 GENERAL FUND SUMMARY EXPENDITURES
For The Fiscal Year Starting 01/01/17

% OF YEAR REMAINING = 59%

<u>DESCRIPTION</u>	<u>2017 BUDGET</u>	<u>EXPENDED YTD</u>	<u>BUDGET REMAINING</u>	<u>PERCENT REMAINING</u>
<i>Public Works</i>				
Admin-Public Works	\$ 48,676	\$ 24,536	\$ 24,140	49.59%
Roads & Bridges	1,191,597	506,561	685,036	57.49%
Fleet Maintenance	235,686	117,899	117,787	49.98%
Airport	<u>27,172</u>	<u>3,465</u>	<u>23,707</u>	87.25%
<i>Total Public Works Expenditures</i>	<u>\$ 1,503,131</u>	<u>\$ 652,460</u>	<u>\$ 850,671</u>	56.59%

LUMPKIN COUNTY
FUND 100 GENERAL FUND SUMMARY EXPENDITURES
For The Fiscal Year Ending 01/01/17

% OF YEAR REMAINING = 59%

<u>DESCRIPTION</u>	<u>2017 BUDGET</u>	<u>EXPENDED YTD</u>	<u>BUDGET REMAINING</u>	<u>PERCENT REMAINING</u>
<i>Community Affairs</i>				
Animal Shelter	\$ 320,640	\$ 143,101	\$ 177,539	55.37%
Health Department appropriation	209,199	104,600	104,600	50.00%
D.F.A.C.S.	15,000	15,000	0	0.00%
Senior Center	325,089	139,348	185,741	57.14%
Parks and Recreation	1,012,129	374,440	637,689	63.00%
Library appropriation	400,000	200,000	200,000	50.00%
County Ext. Service	<u>57,028</u>	<u>27,843</u>	<u>29,185</u>	51.18%
<i>Total Community Affairs</i>	<u>\$ 2,339,085</u>	<u>\$ 1,004,331</u>	<u>\$ 1,334,754</u>	57.06%

LUMPKIN COUNTY
FUND 100 GENERAL FUND SUMMARY EXPENDITURES
For The Fiscal Year Starting 01/01/17

% OF YEAR REMAINING = 59%

<u>DESCRIPTION</u>	<u>2017 BUDGET</u>	<u>EXPENDED YTD</u>	<u>BUDGET REMAINING</u>	<u>PERCENT REMAINING</u>
<i>Transfers to Other Funds</i>				
Net transfers to Capital Projects Funds	\$ 281,615	\$ 774,470	\$ (492,855)	-175.01%
Net Transfers to Solid Waste	87,999	21,300	66,699	75.80%
Net Transfers to E911	288,176	39,124	249,052	86.42%
Net Transfers to Public Defender	124,685	93,513	31,172	25.00%
Net Transfers to Grant Fund	<u>63,258</u>	<u>0</u>	<u>63,258</u>	100.00%
<i>Total Transfers to Other Funds</i>	<u>\$ 845,733</u>	<u>\$ 928,408</u>	<u>\$ (82,675)</u>	-9.78%

LUMPKIN COUNTY
FUND 215 EMERGENCY 911 SUMMARY REVENUES
For The Fiscal Year Starting 01/01/17

% OF YEAR REMAINING = 59%

<u>DESCRIPTION</u>	<u>2017 BUDGET</u>	<u>RECOGNIZED YTD</u>	<u>BUDGET REMAINING</u>	<u>PERCENT REMAINING</u>
<i>Emergency 911</i>				
Telephone Charges - Land Lines	\$ 155,000	\$ 51,337	\$ 103,663	66.88%
Telephone Charges - Cell Phones	318,000	91,180	226,820	71.33%
E911 Record Copies	100	0	100	100.00%
Pre-paid Wireless Revenue	59,100	0	59,100	100.00%
Net Transfers In from General Fund	<u>288,176</u>	<u>39,124</u>	<u>249,052</u>	86.42%
<i>Total Emergency 911 Revenues</i>	<u>\$ 820,376</u>	<u>\$ 181,641</u>	<u>\$ 638,735</u>	77.86%

LUMPKIN COUNTY
FUND 215 EMERGENCY 911 SUMMARY EXPENDITURES
For The Fiscal Year Starting 01/01/17

% OF YEAR REMAINING = 59%

<i>DESCRIPTION</i>	<i>2017 BUDGET</i>	<i>EXPENDED YTD</i>	<i>BUDGET REMAINING</i>	<i>PERCENT REMAINING</i>
<i>Emergency 911</i>				
Salaries and Benefits	\$ 632,726	\$ 236,534	\$ 396,192	62.62%
Purchased and Contracted Services	129,550	60,604	68,946	53.22%
Supplies and Other Costs	<u>58,100</u>	<u>11,996</u>	<u>46,104</u>	79.35%
<i>Total Emergency 911 Expenditures</i>	<u>\$ 820,376</u>	<u>\$ 309,134</u>	<u>\$ 511,242</u>	62.32%

LUMPKIN COUNTY
FUND 540 TRANSFER STATION SUMMARY REVENUES
For The Fiscal Year Starting 01/01/17

% OF YEAR REMAINING = 59%

<u>DESCRIPTION</u>	<u>2017 BUDGET</u>	<u>RECOGNIZED YTD</u>	<u>BUDGET REMAINING</u>	<u>PERCENT REMAINING</u>
<i>Transfer Station</i>				
Association Revenue - NGRM	\$ 20,000	\$ 4,627	\$ 15,373	76.86%
Insurance Claims	0	6,933	(6,933)	n/a
Rental	16,200	9,450	6,750	41.67%
Net Transfers In from General Fund	<u>87,999</u>	<u>21,300</u>	<u>66,699</u>	75.80%
<i>Total Transfer Station Revenues</i>	<u>\$ 124,199</u>	<u>\$ 42,310</u>	<u>\$ 81,889</u>	65.93%

LUMPKIN COUNTY
FUND 540 TRANSFER STATION SUMMARY EXPENSES
For The Fiscal Year Starting 01/01/17

% OF YEAR REMAINING = 59%

<i>DESCRIPTION</i>	<i>2017 BUDGET</i>	<i>EXPENDED YTD</i>	<i>BUDGET REMAINING</i>	<i>PERCENT REMAINING</i>
<i>Transfer Station</i>				
Purchased and Contracted Services	\$ 26,850	\$ 5,989	\$ 20,861	77.69%
Salaries and Benefits - Recycling	52,696	28,304	24,392	46.29%
Purchased/Contracted Services - Recycling	25,653	15,815	9,838	38.35%
Supplies - Recycling	19,000	12,497	6,503	34.23%
Other Costs	<u>0</u>	<u> </u>	<u>0</u>	0.00%
<i>Total Transfer Station Expenses</i>	<u>\$ 124,199</u>	<u>\$ 62,605</u>	<u>\$ 61,594</u>	49.59%